



THE FINIAL COMPANY™

Custom for Every Style

MODERN • TRANSITIONAL • TRADITIONAL

2018 Drapery Hardware Suggested Retail Price List

metal

1 1/8"-1 3/8" modern metal collection	4
1 3/8" metal collection	8

steel

1/2" collection	10
3/4" collection	12
1" collection	15
1 1/4" collection	19
1 1/2"-1 3/4" collection	23

outdoor hardware	27
------------------	----

custom solutions

custom pole returns	31
custom steel brackets	36
custom accessories	37
custom arches	39

wood & resin

1 3/8" diameter collection	41
2"-2 1/4" diameter collection	45
3" diameter collection	52
rosettes	56
tiebacks	58
crests	59

traverse systems





light duty traverse	61
heavy duty traverse	67
motorized traverse	75






finish information	90
terms & conditions	91

1 1/8" - 1 3/8" modern metal

finials Coordinate with 1 1/8" & 1 3/8" diameter poles; cuffs & collars not included.


- step 1:** select finial design
- step 2:** choose pole diameter
- step 3:** select a cuff or collar*
*sold separately

Catalog page 5  Bryant	Catalog page 5  Bryant Acrylic	Catalog page 5  Declan	Catalog page 5  Declan Acrylic
2 7/8"L x 2 3/4"W TFCM600	2 7/8"L x 2 3/4"W TFCM600/CL	2 1/4"L x 2 1/4"W TFCM601	2 1/4"L x 2 1/4"W TFCM601/CL
\$50.00 ea	\$65.00 ea	\$75.00 ea	\$60.00 ea




Catalog page 5  Upton	Catalog page 5  Upton Acrylic	Catalog page 5  Delano	Catalog page 5  Mercer	Catalog page 5  Luca Acrylic
4"L x 1 7/8"W TFCM602	4"L x 1 7/8"W TFCM602/CL	4"L x 1 7/8"W TFCM603	4"L x 2 1/8"W TFCM604	2"L x 3 3/4"W TFCM605
\$65.00 ea	\$60.00 ea	\$75.00 ea	\$75.00 ea	\$75.00 ea

Catalog page 5  Stiles Acrylic	Catalog page 6  Anson	Catalog page 6  Anson Acrylic	Catalog page 6  Eason	Catalog page 6  Eason Acrylic
2 3/8"L x 3"W TFCM606	7/8"L x 3"W TFCM691	7/8"L x 3"W TFCM691/CL	1"L x 2 7/8"W TFCM692	1"L x 2 7/8"W TFCM692/CL
\$75.00 ea	\$35.00 ea	\$40.00 ea	\$35.00 ea	\$40.00 ea


1 1/8" end caps

Catalog page 6  Bex 1 1/8"
3/4"L x 1 3/8"W TFCM118690
\$25.00 ea


1 1/8" cuffs & collars

Catalog page 6  1 1/8" metal modern cuff	Catalog page 6  1 1/8" metal modern collar	Catalog page 6  1 1/8" metal transitional collar
1"L x 1 3/8"W TFCM118800	1 5/8"L x 1 3/8"W TFCM118801	1 5/8"L x 1 3/8"W TFCM118802
\$10.00 ea	\$10.00 ea	\$10.00 ea






1 3/8" end caps





Catalog page 6  Bex 1 3/8"
1"L x 1 5/8"W TFCM138690
\$30.00 ea

1 3/8" cuffs & collars

Catalog page 6  1 3/8" metal modern cuff	Catalog page 6  1 3/8" metal modern collar	Catalog page 6  1 3/8" metal transitional collar
1"L x 1 5/8"W TFCM138800	1 5/8"L x 1 5/8"W TFCM138801	1 7/8"L x 1 5/8"W TFCM138802
\$15.00 ea	\$15.00 ea	\$15.00 ea





1 1/8" brackets





 Catalog page 7	 Catalog page 7	 Catalog page 7	 Catalog page 7	 Catalog page 7
metal bracket, single	metal bracket, single	metal bracket, double	bypass bracket, single	eyelet bracket, single
3 1/2" return, 2"Dia backplate	6" return, 2"Dia backplate	6 1/2" front and 3 1/2" back return, 2"Dia backplate	3 1/2" return, 2"Dia backplate	3 1/2" return, 2"Dia backplate
TFCM118420	TFCM118420L	TFCM118424	TFCM118428	TFCM118426
\$35.00 ea	\$40.00 ea	\$50.00 ea	\$40.00 ea	\$35.00 ea

 Catalog page 7	 Catalog page 7	 Catalog page 7	 Catalog page 7
eyelet bracket, single	eyelet bracket, double	inside mount brackets	1 1/8" hinged elbow
6" return, 2"Dia backplate	6" front and 3 1/2" back return, 2"Dia backplate	2pc, 1 1/4"W, 1 1/4" backplate, 1 1/4" deep, (sold in pairs)	1 3/4"L (1 1/2" each side when bent), 1 1/8" base
TFCM118427	TFCM118429	TFCM118401	TFCM118402
\$40.00 ea	\$50.00 ea	\$25.00 pair	\$30.00 ea

Bracket return measured from wall to center of cradle.

1 3/8" brackets

 Catalog page 7	 Catalog page 7	 Catalog page 7	 Catalog page 7	 Catalog page 7
metal bracket, single	metal bracket, single	metal bracket, double	bypass bracket, single	eyelet bracket, single
3 1/2" return, 2 1/2"Dia backplate	6" return, 2 1/2"Dia backplate	6 1/2" front and 3 1/2" back return, 2 1/2"Dia backplate	3 1/2" return, 2 1/2"Dia backplate	3 1/2" return, 2 1/2"Dia backplate
TFCM138420	TFCM138420L	TFCM138424	TFCM138428	TFCM138426
\$40.00 ea	\$45.00 ea	\$55.00 ea	\$45.00 ea	\$40.00 ea

 Catalog page 7	 Catalog page 7	 Catalog page 7	 Catalog page 7
eyelet bracket, single	eyelet bracket, double	inside mount brackets	1 3/8" hinged elbow
6" return, 2 1/2"Dia backplate	6" front and 3 1/2" back return, 2 1/2"Dia backplate	2pc, 2"W, 2" backplate, 1 1/2" deep, (sold in pairs)	2"L (1 1/2" each side when bent), 1 3/8" base
TFCM138427	TFCM138429	TFCM138401	TFCM138402
\$45.00 ea	\$55.00 ea	\$30.00 pair	\$35.00 ea

Bracket return measured from wall to center of cradle.

1 1/8" - 1 3/8" modern metal

1 1/8" - 1 3/8" diameter poles

Catalog page 8

All orders with poles will incur a \$10.00 net packaging fee per order.

Product Information

- Sold in 2 foot increments, 2 foot minimum
- Cut to specified length. Fall off will not be saved or shipped
- Splice is required for joining two poles. Sold separately
- Not available for bent or mitered returns

Please Specify

- Item number
 - Custom pole length
 - Finish color
 - Pole splice, if needed. Sold separately
- We recommend installing a support bracket at the connection*

1 1/8" round metal pole Maximum continuous length: 144 inches (12')





Item Number	Length	Price
TFCM118002	2'	\$20.00
TFCM118004	4'	\$40.00
TFCM118006	6'	\$60.00
TFCM118008	8'	\$80.00
TFCM118010	10'	\$100.00
TFCM118012	12'	\$120.00

1 3/8" round metal pole Maximum continuous length: 144 inches (12')



Item Number	Length	Price
TFCM138002	2'	\$24.00
TFCM138004	4'	\$48.00
TFCM138006	6'	\$72.00
TFCM138008	8'	\$96.00
TFCM138010	10'	\$120.00
TFCM138012	12'	\$144.00



1 1/8" pole splice	1 3/8" pole splice
 Catalog page 8	 Catalog page 8
Required to splice 2 1 1/8" poles together	Required to splice 2 1 3/8" poles together
TFCM118403	TFCM138403
\$5.00 ea	\$5.00 ea



1 3/8" round acrylic pole Maximum continuous length: 144 inches (12')



Item Number	Length	Price
TFCM138002/CL	2'	\$70.00
TFCM138004/CL	4'	\$140.00
TFCM138006/CL	6'	\$210.00
TFCM138008/CL	8'	\$280.00
TFCM138010/CL	10'	\$350.00
TFCM138012/CL	12'	\$420.00

acrylic poles cannot be spliced.

1 1/8" rings	1 3/8" rings
 Catalog page 8	 Catalog page 8
1 1/8" metal ring 1 1/8"ID, 2 1/8"OD	1 3/8" metal c-ring 1 3/8"ID, 2 1/8"OD
TFCM118205	TFCM118207
\$5.00 ea	\$5.00 ea

1 3/8" rings	1 3/8" rings
 Catalog page 8	 Catalog page 8
1 3/8" metal ring 2"ID, 2 3/8"OD	1 3/8" metal c-ring 2"ID, 2 3/8"OD
TFCM138205	TFCM138207
\$6.00 ea	\$6.00 ea

tiebacks <small>Can be used with any Modern Metal Collection finial</small>	
 Catalog page 8	 Catalog page 8
metal tieback base 2 1/8" projection, 2 3/8" Dia backplate	metal tieback extension 2"L
TFCM991	TFCM990
\$35.00 ea	\$10.00 ea

batons		Catalog page 9
metal baton, 3/8"Dia		
TFCM312S	available in 36"	\$40.00 ea
metal baton, 3/8"Dia		
TFCM314S	available in 48"	\$45.00 ea
metal baton, 3/8"Dia		
TFCM316S	available in 60"	\$50.00 ea
acrylic baton, 5/8"Dia		
ABTN-36	available in 36"	\$40.00 ea
ABTN-48	available in 48"	\$45.00 ea

modern metal finishes

Catalog page 9





- CH Chrome
- BN Brushed Nickel
- SG Satin Gold
- BBN Brushed Black Nickel
- MK Matte Black
- CL Clear Acrylic available in 1 3/8" diameter pole and select modern finials.






how to order


1. Select finial design example: Bryant finial in Satin Gold (TFCM600/SG)
2. Choose pole diameter example: 1 3/8" 6' pole in Satin Gold (TFCM138006/SG)
3. Select a cuff or collar example: 1 3/8" modern cuff in Matte Black (TFCM138800/MK)


1 3/8" metal

1 3/8" finials				
 Catalog page 11	 Catalog page 11	 Catalog page 11	 Catalog page 11	 Catalog page 11
Turner 5"L x 3"W	Britton 3 1/4"L x 3 7/8"W	Ashby 3 7/8"L x 3 3/8"W	Abington 4 3/8"L x 3 1/4"W, glass	Harlow 4 3/8"L x 3"W
TFCM138100	TFCM138101	TFCM138102	TFCM138103	TFCM138104
\$55.00 ea	\$75.00 ea	\$70.00 ea	\$80.00 ea	\$55.00 ea



 Catalog page 11	 Catalog page 11	 Catalog page 11	 Catalog page 11
Weston 4 1/4"L x 3 1/8"W	Brentford 3 5/8"L x 3 1/4"W	Rothwell 4 1/8"L x 3"W	Wells End Cap 1 1/4"L x 2 1/4"W
TFCM138105	TFCM138106	TFCM138107	TFCM138190
\$75.00 ea	\$70.00 ea	\$75.00 ea	\$35.00 ea


1 3/8" brackets				
 Catalog page 12	 Catalog page 12	 Catalog page 12	 Catalog page 12	 Catalog page 12
metal bracket, single 3 1/2" - 4 1/2" return, 2"Dia backplate	metal bracket, single 5" - 6 1/2" return, 2"Dia backplate	metal bracket, double 6" front and 3 1/2" back return, 2"Dia backplate	bypass bracket, single 3 1/2" - 4 1/2" return, 2"Dia backplate	eyelet bracket, single 3 1/2" return, 2"Dia backplate
TFCM138400	TFCM138400L	TFCM138404	TFCM138408	TFCM138406
\$40.00 ea	\$45.00 ea	\$55.00 ea	\$45.00 ea	\$45.00 ea

 Catalog page 12
1 3/8" inside mount brackets 2pc, 2"W, 2" backplate, 1 5/8" deep, (sold in pairs)
TFCM138401
\$30.00 pair

 Catalog page 12
1 3/8" hinged elbow 2"L (1 1/4" each side when bent), 1 3/8" base
TFCM138402
\$35.00 ea

Bracket return measured from wall to center of cradle.

1 3/8" rings	
 Catalog page 12	 Catalog page 12
metal ring with eyelet 2"ID, 2 3/8"OD	metal c-ring with eyelet 2"ID, 2 3/8"OD
TFCM138200	TFCM138201
\$5.00 ea	\$5.00 ea

1 3/8" tiebacks
 Catalog page 12
finial wall mount adaptor 1 5/8" projection, 1 3/8"Dia use with any 1 3/8" metal collection finial
TFCM138310
\$10.00 ea

Rings, inside mount brackets, elbow and finial wall mount adaptor not available in DRB or VZ finishes. Purchase MK finish to coordinate with DRB or VZ finishes.

1 3/8" diameter poles

All orders with poles will incur a \$10.00 net packaging fee per order.

Product Information

- Sold in 2 foot increments, 2 foot minimum
- Cut to specified length. Fall off will not be saved or shipped
- Splice is required for joining two poles. Sold separately
- Not available for bent or mitered returns

Please Specify

- Item number
- Custom pole length
- Finish color
- Pole splice, if needed. Sold separately

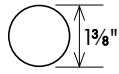
We recommend installing a support bracket at the connection

1 3/8" round metal pole Maximum continuous length: 144 inches (12')

Item Number	Length	Price
TFCM138202	2'	\$24.00
TFCM138204	4'	\$48.00
TFCM138206	6'	\$72.00

Continuous 10' & 12' poles not available in BZ or ORB finishes.

Item Number	Length	Price
TFCM138208	8'	\$96.00
TFCM138210	10'	\$120.00
TFCM138212	12'	\$144.00



batons		Catalog page 13
metal baton, 3/8"Dia		
TFCM312S	available in 36"	\$40.00 ea
metal baton, 3/8"Dia		
TFCM314S	available in 48"	\$45.00 ea
metal baton, 3/8"Dia		
TFCM316S	available in 60"	\$50.00 ea
acrylic baton, 5/8"Dia		
ABTN-36	available in 36"	\$40.00 ea
ABTN-48	available in 48"	\$45.00 ea

1 3/8" pole splice
Catalog page 13
Pole Splice
Required to splice 2 1 3/8" poles together.
TFCM138403
\$5.00 ea

1 3/8" metal finishes

- PN Polished Nickel
- AP Antique Pewter
- AB Antique Brass
- BZ Brushed Bronze
- ORB Oil Rubbed Bronze
- VZ Venetian Bronze*
- DRB Dark Oil Rubbed Bronze*
- SK Satin Black
- SF Standard Finish






1 3/8" Metal Collection finials, brackets, poles and rings are available in any of our standard hand painted finishes for a 30% surcharge on these items.






*Rings, inside mount brackets, elbow and finial wall mount adapter not available in DRB or VZ finishes. Purchase MK finish to coordinate with DRB or VZ finishes.

how to order


When ordering, please specify: Item Number/Finish Code.

1/2" steel

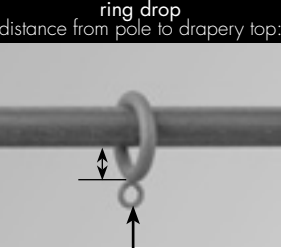
1/2" finials				
Catalog page 16 	Catalog page 16 	Catalog page 16 	Catalog page 16 	Catalog page 16 
7/8"L x 1 1/4"W	1 1/2"L x 1 3/8"W, 7/8" base, crystal	1 1/2"L x 1 3/8"W, 7/8" base	1 5/8"L x 1 1/2"W (1 1/8"Sq), 7/8" base, crystal	1 5/8"L x 1 1/2"W (1 1/8"Sq), 7/8" base
EC4	F050-1C	F050-1S	F050-2C	F050-2S
\$40.00 ea	\$45.00 ea	\$35.00 ea	\$45.00 ea	\$35.00 ea

Catalog page 16 	Catalog page 16 	Catalog page 16 	Catalog page 16 	Catalog page 16 
7/8"L x 1"W, 7/8" base	1 3/4"L x 1 1/4"W, 1" base	1"L x 1"W	1"L x 1"W	1 5/8"L x 2 1/4"W (1 1/8"Sq), 1" base
F050-3	S93	SF35	SF37	TFCS034110
\$30.00 ea	\$45.00 ea	\$30.00 ea	\$30.00 ea	\$45.00 ea

1/2" brackets				
Catalog page 17 	Catalog page 17 	Catalog page 17 	Catalog page 17 	Catalog page 17 
adjustable steel bracket, single	steel bracket, single	steel bracket, single	steel bracket, double	1/2" steel inside mount brackets
2 1/2"-3 1/3" return, 1/2"W x 2"L backplate	1" return, 1/2"W x 1 1/4"L backplate	6" return, 1/2"W x 1 1/4"L backplate	6" front and 3" back return, 1/2"W x 2 1/2"L backplate	1"H x 3/4"W backplate, 3/4" Deep, 1/8" thick backplate per bracket (sold in pairs)
BKT050-1	BKT050-4	BKT050-3	BKT050-2	IMB050-1
\$30.00 ea	\$25.00 ea	\$30.00 ea	\$40.00 ea	\$50.00 pair

Catalog page 17 
3/4" hinged elbow
2 1/2"L, (1 1/2"L each side when bent), 7/8" base
75ELB
\$45.00 ea

Bracket return measured from wall to center of cradle.

1/2" rings	
Catalog page 17 	
smooth steel ring 3/4"ID, 1 1/2"OD	ring drop distance from pole to drapery top:
SR05	SR05 3/8"
\$6.00 ea	shown on 50SRB pole

1/2" diameter pole

All orders with poles will incur a \$10.00 net packaging fee per order.

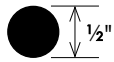
Product Information

- Sold in 1 foot increments, 2 foot minimum
- Cut to specified length. Fall off will not be saved or shipped
- Connector screw available for joining two poles for no additional charge

Please Specify

- Item number
- Custom pole length
- Finish color
- Connector screw, if needed
We recommend installing a support bracket at the connection
- Options, if selected (see below)

round solid pole Maximum continuous length: 240 inches (20')



Item Number	2 FT	3 FT	4 FT	5 FT	6 FT	7 FT	8 FT	per FT
MR BR 50SRB	\$46.00	\$69.00	\$92.00	\$115.00	\$138.00	\$161.00	\$184.00	\$23.00

Options

BR TFCFEE-SBR Bent return fee, see page 31	Minimum return 1" from wall to center of pole.	\$80.00 per return
MR TFCFEE-SMR Mitered return fee, see page 31	Minimum return 1" from wall to center of pole.	\$80.00 per return
TFCFEE-SSB Soft bend fee, see page 35		\$80.00 per bend
TFCFEE-ARCH Arched rod fee, see page 40		\$600.00 per bend

batons



steel baton, specify finish, 3/8" Dia

SBTN	specify length up to 60"	\$50.00 ea
SBTN60	specify length over 60" up to 96"	\$75.00 ea



fiberglass baton, white only, 3/8" Dia

FBTN	specify length up to 48"	\$40.00 ea
-------------	--------------------------	------------













acrylic baton, clear only, 3/8" Dia






ABTN-36	available in 36"	\$40.00 ea
ABTN-48	available in 48"	\$45.00 ea

3/4" steel






3/4" finials





Catalog page 21 	Catalog page 21 	Catalog page 19 	Catalog page 20 	Catalog page 19 
14"L x 1 1/2"W BIRD ▶specify left or right (shown)	14"L x 10"W BRANCH W LEAF ▶specify left or right (shown)	7"L x 1 1/2"W EC4	4"L x 2"W, 1 1/2" base K657	5 1/2"L x 3 3/8"W, 1" base L651
\$125.00 ea	\$80.00 ea	\$40.00 ea	\$50.00 ea	\$50.00 ea






Catalog page 21 	Catalog page 20 	Catalog page 21 	Catalog page 21 	Catalog page 19 
7 1/2"L x 4 1/4"W, 1" base L848	5 3/4"L x 3 3/4"W, 1 1/2" base L885875	12 1/2"L x 7"W PB ▶specify left or right (shown)	12 1/2"L x 7"W PBN with needles ▶specify left or right (shown)	1 3/4"L x 1 1/4"W, 1" base S93
\$60.00 ea	\$50.00 ea	\$80.00 ea	\$85.00 ea	\$45.00 ea

Catalog page 19 	Catalog page 19 	Catalog page 19 	Catalog page 21 	Catalog page 19 
1/4"L x 1 1/2"W, 1 1/2" base SEC-125	3 3/8"L x 2 3/8"W, 1 1/2" base SF-1	2 1/4"L x 1 5/8"W, 1 1/4" base SF3	3 1/2"L x 6 3/4"W, 1 1/2" base SF19	1 1/4"L x 1 1/4"W SF36
\$35.00 ea	\$55.00 ea	\$50.00 ea	\$55.00 ea	\$40.00 ea


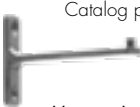

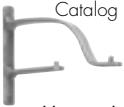
Catalog page 19 	Catalog page 19 	Catalog page 20 	Catalog page 20 	Catalog page 19 
3 1/2"L x 2 1/2"W, 1 1/4" base SF69	2"L x 2 3/8"W, 1 1/4"Sq base SF133	2"L x 2"W, 1 1/2" base SF135	3"L x 2 3/4"W SF158B7	3 7/8"L x 2"W, 1 1/4" base SF180
\$60.00 ea	\$60.00 ea	\$45.00 ea	\$50.00 ea	\$55.00 ea

Catalog page 19 	Catalog page 19 	Catalog page 19 	Catalog page 20 	Catalog page 19 
2 3/4"L x 1 1/2"W, 1 1/4"Sq base SF201	1 1/2"L x 1 1/2"W SF202A	2"L x 2"W SF202B	3 1/4"L x 3"W, 1 1/2" base SF236	1 1/2"L x 2 1/4"W (1 1/2"Sq), 1" base TFCS034110
\$55.00 ea	\$40.00 ea	\$45.00 ea	\$65.00 ea	\$45.00 ea

3/4" standard brackets				
 Catalog page 22 adjustable steel bracket, single	 Catalog page 22 steel bracket, single	 Catalog page 22 steel bracket, single	 Catalog page 22 steel bracket, single	 Catalog page 22 steel bracket, double
3 1/2"-5" return, 1"W x 3"L backplate BKT075-100	2" return, 3/4"W x 2 1/2"L backplate L125100	3 1/2" return, 3/4"W x 3 3/4"L backplate TFCS100LASBK	6" return, 3/4"W x 3 3/4"L backplate TFCS100LAS6BK	6" front and 3" back return, 3/4"W x 3 3/4"L backplate TFCS100LADBK
\$30.00 ea	\$25.00 ea	\$45.00 ea	\$50.00 ea	\$50.00 ea
	3 3/8" return, 3/4"W x 2 1/2"L backplate L135100			
	\$25.00 ea			




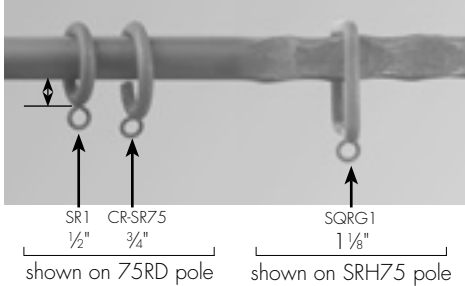
 Catalog page 22 steel eyelet bracket, single	 Catalog page 22 steel square bracket, single	 Catalog page 22 1" steel ceiling mount bracket	 Catalog page 22 1" steel inside mount brackets	 Catalog page 22 3/4" hinged elbow
3 1/2" return, 1"W x 3 1/2"L backplate, eyelet 1"ID EB1**	2 1/2" return, 3/4"W x 2 1/2"L backplate L125-SQ	2"Dia ceiling plate, 2 1/4"H, 2 1/8" drop TFCS100MCMBK	1 1/8"H, 1 3/8"W backplate, 3/4"Deep, 1/8" thick backplate per bracket TFCS100MIBK	2 1/2"L (1 3/4"L when bent), 7/8" base 75ELB
\$50.00 ea	\$35.00 ea	\$40.00 ea	\$65.00 pair	\$45.00 ea
6" return, 1"W x 3 1/2"L backplate, eyelet 1"ID EB2**	3 1/2" return, 3/4"W x 2 1/2"L backplate L135-SQ	<i>drop is measured from ceiling to bottom of pole</i>		
\$55.00 ea	\$35.00 ea			

**Cannot customize.

custom bypass brackets			
 Catalog page 22 custom steel bypass bracket, single	 Catalog page 22 custom steel bypass bracket, single	 Catalog page 22 custom steel bypass bracket, single	 Catalog page 22 custom steel bypass bracket, double
3 1/2" return, 3/4"W backplate x 2 1/2" or 3"L Use with 75RD (3/4") pole and CR-SR75 c-ring. SCB35	6" return, 3/4"W backplate x 2 1/2" or 3"L Use with 75RD (3/4") pole and CR-SR75 c-ring. SCB6	custom return, 3/4"W backplate x 2 1/2" or 3"L Use with 75RD (3/4") pole and CR-SR75 c-ring. SCBC	double custom return, 3/4"W backplate x 5 1/4"L Use with 75RD (3/4") pole and CR-SR75 c-ring. SCBCDBL
\$60.00 ea	\$65.00 ea	\$75.00 ea	\$100.00 ea

CAUTION: Bypass Brackets do not have full cradles. Standard Brackets must be installed at each end to secure pole.
Bracket return measured from wall to center of cradle.

► For custom steel bracket pricing, see page 36: TBKT (T-bracket), DBL1 (double rod bracket), BL4 (ceiling mount bracket), and FBKT (single bracket).

3/4" rings			ring drop/distance from pole to drapery top:
 Catalog page 23 smooth steel ring 1"ID, 1 1/2"OD SR1	 Catalog page 23 smooth square steel ring 1 1/8"ID, 2 1/8"OD SQRG1	 Catalog page 23 smooth steel c-ring 1 1/4"ID, 1 3/4"OD CR-SR75	
\$7.00 ea	\$10.00 ea	\$7.00 ea	

3/4" steel

3/4" diameter poles

Catalog page 24

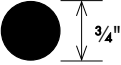

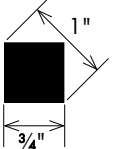
All orders with poles will incur a \$10.00 net packaging fee per order.

Product Information

- Sold in 1 foot increments, 2 foot minimum
- Cut to specified length. Fall off will not be saved or shipped
- Connector screw available for joining two poles for no additional charge
- EZ glide tape included; no charge

Please Specify

- Item number
- Custom pole length
- Finish color
- Connector screw, if needed
We recommend installing a support bracket at the connection
- Options, if selected (see below)




Item Number	2 FT	3 FT	4 FT	5 FT	6 FT	7 FT	8 FT	per FT
round solid pole Maximum continuous length: 192 inches (16')								
 MR BR 75RD	\$48.00	\$72.00	\$96.00	\$120.00	\$144.00	\$168.00	\$192.00	\$24.00
hammered solid round pole Maximum continuous length: 115 inches (9' 7")								
 MR BR 75HSRB	\$100.00	\$150.00	\$200.00	\$250.00	\$300.00	\$350.00	\$400.00	\$50.00
hammered solid square pole Maximum continuous length: 228 inches (19')								
 MR SRH75	\$120.00	\$180.00	\$240.00	\$300.00	\$360.00	\$420.00	\$480.00	\$60.00

Options


BR TFCFEE-SBR Bent return fee, see page 31	Minimum return 1 1/2" from wall to center of pole.	\$80.00 per return
MR TFCFEE-SMR Mitered return fee, see page 31	Minimum return 1 1/2" from wall to center of pole.	\$80.00 per return
TFCFEE-SSB Soft bend fee, see page 35		\$80.00 per bend
TFCFEE-ARCH Arched rod fee, see page 40		\$600.00 per bend

batons






Catalog page 24






		
steel baton, specify finish, 3/8" Dia		
SBTN	specify length up to 60"	\$50.00 ea
SBTN60	specify length over 60" up to 96"	\$75.00 ea
		
fiberglass baton, white only, 3/8" Dia		
FBTN	specify length up to 48"	\$40.00 ea
		
acrylic baton, clear only, 5/8" Dia		
ABTN-36	available in 36"	\$40.00 ea
ABTN-48	available in 48"	\$45.00 ea






EZ glide tape







1/2"W
Included with pole order. Allows rings and grommets to slide effortlessly across the drapery rod without damaging the finish.
no charge






1" finials



Catalog page 27 	Catalog page 28 	Catalog page 28 	Catalog page 26 	Catalog page 27 
3½"L x 2¾"W, 1¾" base 4519C	14"L x 11½"W BIRD ▶specify left or right (shown)	14"L x 10"W BRANCH W LEAF ▶specify left or right (shown)	1½"L x 2½"W, 2" base EC135	4"L x 2"W, 1¾" base K657
\$55.00 ea	\$125.00 ea	\$80.00 ea	\$45.00 ea	\$50.00 ea

Catalog page 27 	Catalog page 27 	Catalog page 27 	Catalog page 27 	Catalog page 27 
5½"L x 3¾"W, 1" base L651	7½"L x 4¾"W, 1" base L848	5¾"L x 3¾"W, 1½" sq base L885875	2"L x 2"W L9328	2¾"L x 2"W, 1¾" base L9328B
\$50.00 ea	\$60.00 ea	\$50.00 ea	\$50.00 ea	\$55.00 ea






Catalog page 28 	Catalog page 28 	Catalog page 26 	Catalog page 27 	Catalog page 28 
12½"L x 7"W PB ▶specify left or right (shown)	12½"L x 7"W PBN ^{with needles} ▶specify left or right (shown)	¼"L x 1½"W, 1½" base SEC-125	3¾"L x 2¾"W, 1¾" base SF-1	3½"L x 6¾"W, 1¾" base SF19
\$80.00 ea	\$85.00 ea	\$35.00 ea	\$55.00 ea	\$55.00 ea






Catalog page 27 	Catalog page 26 	Catalog page 27 	Catalog page 27 	Catalog page 27 
3"L x 2½"W, 1¾" base SF45	3½"L x 2½"W, 1¾" base SF69	4¼"L x 4¾"W, 2" base SF132	2"L x 2¾"W, 1¼"Sq base SF133	2"L x 2"W, 1¾" base SF135
\$60.00 ea	\$60.00 ea	\$65.00 ea	\$60.00 ea	\$45.00 ea





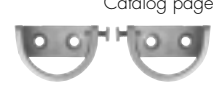
Catalog page 27 	Catalog page 26 	Catalog page 26 	Catalog page 26 	Catalog page 26 
3"L x 2¾"W SF158B7	3¾"L x 2"W, 1¾" base SF180	2¾"L x 1¾"W, 1¼"Sq base SF201	1¾"L x 1¾"W SF202A	2"L x 2"W SF202B
\$50.00 ea	\$55.00 ea	\$55.00 ea	\$40.00 ea	\$45.00 ea

Catalog page 26 	Catalog page 27 	Catalog page 26 	Catalog page 26 	Catalog page 26 
2¼"L x 2"W, 1¾" base SF230	3¼"L x 3"W, 1¾" base SF236	2½"L x 1¾"W, 1¾" base SF237	¼"L x 1¾"W, 1½"Sq base SQEC	1¾"L x 3¾"W (2¾"Sq), 1¾" base TFCS114110
\$50.00 ea	\$65.00 ea	\$50.00 ea	\$35.00 ea	\$65.00 ea

1" steel

1" finials				
 Catalog page 26	 Catalog page 26	 Catalog page 26	 Catalog page 26	 Catalog page 26
1 3/4"L x 2 1/2"W (1 7/8" Sq), 1 5/8" sq base	1 7/8"L x 2 1/8"W, 1 3/4" base	2 7/8"L x 2 3/8"W, 1 5/8" base, glass	3 7/8"L x 2 1/8"W, 1 5/8" base, glass	1 7/8"L x 2 1/4"W, 1 5/8" base
TFCS114111	TFCS114120	TFCS114170	TFCS114171	TFCS114190
\$55.00 ea	\$70.00 ea	\$95.00 ea	\$75.00 ea	\$55.00 ea






1" standard brackets				
 Catalog page 29	 Catalog page 29	 Catalog page 29	 Catalog page 29	 Catalog page 29
adjustable steel bracket, single	steel bracket, single	steel bracket, single	steel bracket, single	steel bracket, double
3 1/2"-5" return, 1"W x 3"L backplate	2" return, 3/4"W x 2 1/2"L backplate	3 1/2" return, 3/4"W x 3 3/4"L backplate	6" return, 3/4"W x 3 3/4"L backplate	6" front and 3" back return, 3/4"W x 3 3/4"L backplate
BKT075-100	L125100	TFCS100LASBK	TFCS100LAS6BK	TFCS100LADBK
\$30.00 ea	\$25.00 ea	\$45.00 ea	\$50.00 ea	\$50.00 ea
	3 3/8" return, 3/4"W x 2 1/2"L backplate			
	L135100			
	\$25.00 ea			

 Catalog page 29	 Catalog page 29	 Catalog page 29	 Catalog page 29	 Catalog page 29
steel bypass bracket, single	steel bypass bracket, double	steel square bracket, single	1" steel ceiling mount bracket	1" steel inside mount brackets
3 1/2" return, 3/4"W x 3 3/4"L backplate, use with RR100 pole and TFCS100SCRI c-ring	6" front and 3" back return, 3/4"W x 3 3/4"L backplate, use with RR100 pole and TFCS100SCRI c-ring	2 1/2" return, 3/4"W x 2 1/2"L backplate	2" Dia ceiling plate, 2 1/4"H, 2 1/8" drop	1 1/8"H x 1 3/8"W backplate, 3/4" Deep, 1/8" thick backplate per bracket
TFCS100GRSBK	TFCS100GRDBK	L125-SQ	TFCS100MCMBK	TFCS100MIBK
\$40.00 ea	\$45.00 ea	\$35.00 ea	40.00 ea	\$65.00 pair

CAUTION: Bypass Brackets do not have full cradles. Standard Brackets must be installed at each end to secure pole.

3 1/2" return, 3/4"W x 2 1/2"L backplate
L135-SQ
\$35.00 ea







drop is measured from ceiling to bottom of pole

custom bypass brackets				
 Catalog page 29	 Catalog page 29	 Catalog page 29	 Catalog page 29	 Catalog page 29
1" hinged elbow	custom steel bypass bracket, single	custom steel bypass bracket, single	custom steel bypass bracket, single	custom steel bypass bracket, double
3 1/4"L, (2 1/8" each side when bent), 1 1/8" base	3 1/2" return, 3/4"W backplate x 2 1/2" or 3"L Use with RR100 (1") pole and CR-SR3 c-ring.	6" return, 3/4"W backplate x 2 1/2" or 3"L Use with RR100 (1") pole and CR-SR3 c-ring.	custom return, 3/4"W backplate x 2 1/2" or 3"L Use with RR100 (1") pole and CR-SR3 c-ring.	custom return, 3/4"W backplate x 5 1/4"L Use with RR100 (1") pole and CR-SR3 c-ring.
TFCR100REL	SCB35	SCB6	SCBC	SCBCDBL
\$35.00 ea	\$60.00 ea	\$65.00 ea	\$75.00 ea	\$100.00 ea

Bracket return measured from wall to center of cradle.

CAUTION: Bypass Brackets do not have full cradles. Standard Brackets must be installed at each end to secure pole.

► For custom steel bracket pricing, see page 36: TBKT (T-bracket), DBL1 (double rod bracket), BL4 (ceiling mount bracket), and FBKT (single bracket).

1" rings			ring drop/distance from pole to drapery top:	
 Catalog page 30	 Catalog page 30	 Catalog page 30		
smooth steel ring 1 1/2"ID, 2"OD	smooth heavy steel ring 1 3/4"ID, 2 3/4"OD	smooth square steel ring 1 3/4"ID, 2 1/2"OD Use with L125-SQ or L135-SQ brackets and 1SQ or SHT1 pole		
SR3	FSR1	SQRG1		
\$8.00 ea	\$16.00 ea	\$10.00 ea		
 Catalog page 30	 Catalog page 30			
smooth steel c-ring 1 1/2"ID, 2"OD Use with RR100 pole and SCB35, SCB6, SCBC or SCBCDBL bypass brackets	smooth steel c-ring 1 1/2"ID, 2"OD Use with RR100 pole and TFCS100GRSBK or TFCS100GRDBK bypass brackets			
CR-SR3	TFCS100SCRI			
\$8.00 ea	\$8.00 ea			

1" diameter poles Catalog page 31

All orders with poles will incur a \$10.00 net packaging fee per order.

Product Information




- Sold in 1 foot increments, 2 foot minimum
- Cut to specified length. Fall off will not be saved or shipped
- Connector screw available for joining two poles for no additional charge
- EZ glide tape included; no charge


Please Specify

- Item number
- Custom pole length
- Finish color
- Connector screw, if needed
- We recommend installing a support bracket at the connection
- Options, if selected (see below)

Item Number	2 FT	3 FT	4 FT	5 FT	6 FT	7 FT	8 FT	per FT
 square tube Maximum continuous length: 288 inches (24') Use with L125-SQ or L135-SQ brackets and SQRG1 rings. (MR) (BR) 1SQ	\$42.00	\$63.00	\$84.00	\$105.00	\$126.00	\$147.00	\$168.00	\$21.00
 round tube Maximum continuous length: 192 inches (16') (MR) RR100	\$36.00	\$54.00	\$72.00	\$90.00	\$108.00	\$126.00	\$144.00	\$18.00
 square hammered tube Maximum continuous length: 228 inches (19') Use with L125-SQ or L135-SQ brackets and SQRG1 rings. (MR) SHT1	\$46.00	\$69.00	\$92.00	\$115.00	\$138.00	\$161.00	\$184.00	\$23.00
 solid rope twist pole Maximum continuous length: 228 inches (19') (MR) SRT1	\$100.00	\$150.00	\$200.00	\$250.00	\$300.00	\$350.00	\$400.00	\$50.00
 single twist solid pole Maximum continuous length: 228 inches (19') (MR) ST2	\$70.00	\$105.00	\$140.00	\$175.00	\$210.00	\$245.00	\$280.00	\$35.00
 double twist solid pole Maximum continuous length: 228 inches (19') (MR) ST3	\$80.00	\$120.00	\$160.00	\$200.00	\$240.00	\$280.00	\$320.00	\$40.00
Options								
(BR) TFCFEE-SBR Bent return fee, see page 31	Minimum return determined by ring selection.						\$80.00 per return	
(MR) TFCFEE-SMR Mitered return fee, see page 31	Minimum return determined by ring selection.						\$80.00 per return	
TFCFEE-ARCH Arched rod fee, see page 40							\$600.00 per bend	

1" steel


batons		Catalog page 31
 <p>steel baton, specify finish, 3/8"Dia</p>		
SBTN	specify length up to 60"	\$50.00 ea
SBTN60	specify length over 60" up to 96"	\$75.00 ea
 <p>fiberglass baton, white only, 3/8"Dia</p>		
FBTN	specify length up to 48"	\$40.00 ea
 <p>acrylic baton, clear only, 5/8"Dia</p>		
ABTN-36	available in 36"	\$40.00 ea
ABTN-48	available in 48"	\$45.00 ea

EZ glide tape

1/2"W
Included with pole order. Allows rings and grommets to slide effortlessly across the drapery rod without damaging the finish.
no charge

1" metal band for rosettes

attaches any rosette to the front of a 1" pole; rosettes sold separately






Installation Tip:






 <p>Catalog page 31</p> <p>front view side view</p>	
<p>metal band for use on a 1" pole only; use with RR100 pole</p>	
MB100	
\$20.00 ea	













Metal band slides onto pole and is locked in place with set screw. Set screw should be positioned in the front center of pole because it receives the rosette.






1 1/4" finials





 Catalog page 35	 Catalog page 34	 Catalog page 33	 Catalog page 35	 Catalog page 34
3 3/8"L x 2"W, 2" base	3 1/2"L x 2 3/4"W, 2" base	1 1/4"L x 2 1/8"W, 2" base	4"L x 2"W, 1 3/4" base	2"L x 2"W
14R704	4519C	EC135	K657	L9328
\$50.00 ea	\$55.00 ea	\$45.00 ea	\$50.00 ea	\$50.00 ea

 Catalog page 35	 Catalog page 33	 Catalog page 33	 Catalog page 33	 Catalog page 34
5"L x 4 1/2"W	1"L x 1 1/8"W	1/4"L x 2"W x 2" base	1/4"L x 1 1/8"W, 1 1/8" base	3 1/2"L x 2 1/2"W, 2" base
LS385	RF4	SEC-2	SEC-125	SF-4
\$80.00 ea	\$35.00 ea	\$40.00 ea	\$35.00 ea	\$70.00 ea

 Catalog page 35	 Catalog page 34	 Catalog page 34	 Catalog page 35	 Catalog page 35
3 1/2"L x 6 3/4"W, 1 1/8" base	3"L x 2 1/2"W, 1 1/8" base	2 1/2"L x 2 1/2"W, 2" base	5 1/4"L x 3"W, 2" base	4 1/4"L x 7"W x 2" base
SF19	SF45	SF63	SF70	SF96
\$55.00 ea	\$60.00 ea	\$60.00 ea	\$75.00 ea	\$80.00 ea





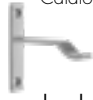
 Catalog page 34	 Catalog page 35	 Catalog page 34	 Catalog page 35	 Catalog page 35
4"L x 2 1/4"W, 2" base	4 1/4"L x 4 3/4"W, 2" base	2"L x 2 3/8"W, 1 1/4"Sq base	4"L x 2 1/4"W x 2" base	3"L x 2 3/4"W
SF131	SF132	SF133	SF138	SF158B7
\$50.00 ea	\$65.00 ea	\$60.00 ea	\$75.00 ea	\$50.00 ea

 Catalog page 34	 Catalog page 34	 Catalog page 34	 Catalog page 33	 Catalog page 33
2 1/4"L x 2"W, 1 1/8" base	2 1/8"L x 1 3/8"W, 1 1/8" base	4"L x 3 1/8"W, 2" base	1 1/8"L x 3 3/8"W (2 3/8"Sq), 1 1/8" base	1 3/4"L x 2 1/2"W (1 1/4"Sq), 1 1/8" sq base
SF230	SF237	SSA	TFCS114110	TFCS114111
\$50.00 ea	\$50.00 ea	\$75.00 ea	\$65.00 ea	\$55.00 ea






 Catalog page 33	 Catalog page 33	 Catalog page 33	 Catalog page 33
1 7/8"L x 2 1/2"W, 1 3/4" base	2 7/8"L x 2 3/8"W, 1 1/8" base, glass	3 7/8"L x 2 1/2"W, 1 1/8" base, glass	1 7/8"L x 2 1/4"W, 1 1/8" base
TFCS114120	TFCS114170	TFCS114171	TFCS114190
\$70.00 ea	\$95.00 ea	\$75.00 ea	\$55.00 ea

1 1/4" steel

1 1/4" standard brackets

 Catalog page 36 adjustable steel bracket, single	 Catalog page 36 steel bracket, single	 Catalog page 36 steel bracket, single	 Catalog page 36 steel bracket, single	 Catalog page 36 steel bypass bracket, single
3 3/8"-4 7/8" return, 1"W x 3 1/4"L backplate BKT118-138 \$40.00 ea	2 1/2" return, 3/4"W x 2"L backplate L125 \$25.00 ea	3 1/2" return, 3/4"W x 3 3/8"L backplate L235 \$50.00 ea	2 5/8" return, 2 1/2"W x 1 1/2"L backplate CSL125** \$45.00 ea	3 1/2" return, 3/4"W x 3 3/4"L backplate, use with RR125 pole and TFCS114MCRI c-ring TFCS114GRSBK \$40.00 ea
	3 3/8" return, 3/4"W x 2 1/2"L backplate L135 \$25.00 ea	6" return, 3/4"W x 3 3/8"L backplate L26 \$55.00 ea	3 3/8" return, 2 1/2"W x 1 1/2"L backplate CSL135** \$45.00 ea	<i>CAUTION: Bypass Brackets do not have full cradles. Standard Brackets must be installed at each end to secure pole.</i>
	6" return, 3/4"W x 2 1/2"L backplate L16 \$30.00 ea		6" return, 2 1/2"W x 1 1/2"L backplate CSL16** \$55.00 ea	

**Cannot customize.

 Catalog page 36 steel bypass bracket, double	 Catalog page 36 steel eyelet bracket, single	 Catalog page 36 1 1/4" steel ceiling mount bracket	 Catalog page 36 1 1/4" steel inside mount brackets	 Catalog page 36 1 1/4" hinged elbow
6" front and 3" back return, 3/4"W x 3 3/4"L backplate, use with RR125 pole and TFCS114MCRI c-ring TFCS114GRDBK \$45.00 ea	3 1/2" return, 1"W x 3 1/2"L backplate, eyelet 1 3/8"ID EB3** \$50.00 ea	2" Dia ceiling plate, 2 3/4"H, 2 5/8" drop TFCS114MCMBK \$45.00 ea	1 1/8"H x 1 3/8"W backplate, 3/4" Deep, 1/8" thick backplate per bracket IM125 \$50.00 pair	3 3/8"L (2 1/2"L each side when bent), 1 3/8" base TFCR114REL \$40.00 ea




CAUTION: Bypass Brackets do not have full cradles. Standard Brackets must be installed at each end to secure pole.

6" return, 1"W x 3 1/2"L backplate, eyelet 1 3/8"ID EB4** \$55.00 ea
--

**Cannot customize.

drop is measured from ceiling to bottom of pole

custom bypass brackets

 Catalog page 36 custom steel bypass bracket, single	 Catalog page 36 custom steel bypass bracket, single	 Catalog page 36 custom steel bypass bracket, single	 Catalog page 36 custom steel bypass bracket, double
3 1/2" return, 3/4"W x 2 1/2" or 3"L backplate Use with RR125 (1 1/4") or RD125 (1 1/4") poles and CR-SR3 or CR-SR7 c-ring. SCB35 \$60.00 ea	6" return, 3/4"W x 2 1/2" or 3"L backplate Use with RR125 (1 1/4") or RD125 (1 1/4") poles and CR-SR3 or CR-SR7 c-ring. SCB6 \$65.00 ea	custom return, 3/4"W x 2 1/2" or 3"L backplate Use with RR125 (1 1/4") or RD125 (1 1/4") poles and CR-SR3 or CR-SR7 c-ring. SCBC \$75.00 ea	double custom return, 3/4"W x 5 1/4"L backplate Use with RR125 (1 1/4") or RD125 (1 1/4") poles and CR-SR3 or CR-SR7 c-ring. SCBCDBL \$100.00 ea




CAUTION: Bypass Brackets do not have full cradles. Standard Brackets must be installed at each end to secure pole.

Bracket return measured from wall to center of cradle.

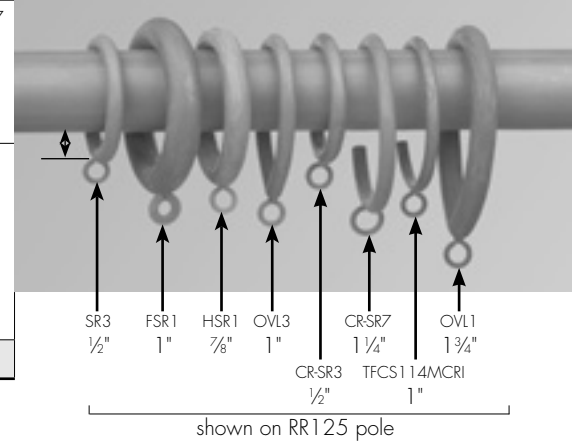
► For custom steel bracket pricing, see page 36: TBKT (T-bracket), DBL1 (double rod bracket), BL4 (ceiling mount bracket), and FBKT (single bracket).

1 1/4" rings

Catalog page 37 	Catalog page 37 	Catalog page 37 	Catalog page 37 	Catalog page 37 
smooth steel ring 1 1/2"ID, 2"OD	smooth heavy steel ring 1 3/4"ID, 2 3/4"OD	hammered steel ring 1 3/4"ID, 2 1/2"OD	smooth oval steel ring 1 1/2"ID, 2"OD, 2 1/2"L	hammered oval steel ring 1 3/4"ID, 2 1/2"OD, 3 1/4"L
SR3	FSR1	HSR1	OVL3	OVL1
\$8.00 ea	\$16.00 ea	\$16.00 ea	\$10.00 ea	\$14.00 ea

Catalog page 37 	Catalog page 37 	Catalog page 37 
smooth steel c-ring 1 1/2"ID x 2"OD use with RR125 pole and SCB35, SCB6, SCBC or SCBCDBL bypass brackets	smooth steel c-ring 2 1/4"ID, 2 3/4"OD use with RR125 pole and SCB35, SCB6, SCBC or SCBCDBL bypass brackets	smooth steel c-ring 2"ID, 2 1/2"OD use with RR125 pole and TFC114GRSBK or TFC114GRDBK bypass brackets
CR-SR3	CR-SR7	TFC114MCRI
\$8.00 ea	\$9.00 ea	\$8.00 ea

ring drop/distance from pole to drapery top



1 1/4" diameter poles

Catalog page 38

All orders with poles will incur a \$10.00 net packaging fee per order.

Product Information



- Sold in 1 foot increments, 2 foot minimum
- Cut to specified length. Fall off will not be saved or shipped
- Connector screw available for joining two poles for no additional charge
- EZ glide tape included; no charge

Please Specify




- Item number
- Custom pole length
- Finish color
- Connector screw, if needed
- We recommend installing a support bracket at the connection
- Options, if selected (see below)


Item Number	2 FT	3 FT	4 FT	5 FT	6 FT	7 FT	8 FT	per FT
 RR125	\$40.00	\$60.00	\$80.00	\$100.00	\$120.00	\$140.00	\$160.00	\$20.00
round tube Maximum continuous length: 192 inches (16')								
 RD125	\$50.00	\$75.00	\$100.00	\$125.00	\$150.00	\$175.00	\$200.00	\$25.00
round, heavy walled tube Maximum continuous length: 252 inches (21')								
 SRT2	\$140.00	\$210.00	\$280.00	\$350.00	\$420.00	\$490.00	\$560.00	\$70.00
solid rope pole Maximum continuous length: 228 inches (19'). Use ring with minimum 1 3/4"ID								

Options






 TFCFEE-SBR Bent return fee, see page 31	Minimum return determined by ring selection.	\$80.00 per return
 TFCFEE-SMR Mitered return fee, see page 31	Minimum return determined by ring selection.	\$80.00 per return
TFCFEE-ARCH Arched rod fee, see page 40		\$600.00 per bend






1 1/4" steel






batons		Catalog page 38
 <p>steel baton, specify finish, 3/8"Dia</p>		
SBTN	specify length up to 60"	\$50.00 ea
SBTN60	specify length over 60" up to 96"	\$75.00 ea
 <p>fiberglass baton, white only, 3/8"Dia</p>		
FBTN	specify length up to 48"	\$40.00 ea
 <p>acrylic baton, clear only, 5/8"Dia</p>		
ABTN-36	available in 36"	\$40.00 ea
ABTN-48	available in 48"	\$45.00 ea






EZ glide tape

1/2"W
Included with pole order. Allows rings and grommets to slide effortlessly across the drapery rod without damaging the finish.
no charge


1 1/2" - 1 3/4" finials

Catalog page 41 	Catalog page 40 	Catalog page 40 	Catalog page 41 	Catalog page 41 
3 3/4" L x 3 7/8" W, 1 3/8" base 1340HB	1/2" L x 2" W, 2" base EC3	1 1/2" L x 2 1/2" W, 2 3/8" base FC1	6 3/8" L x 3 7/8" W, 2 3/8" base L651FC1	8 3/4" L x 4 1/4" W, 2 3/8" base L848FC1
\$95.00 ea	\$65.00 ea	\$25.00 ea	\$75.00 ea	\$85.00 ea

Catalog page 41 	Catalog page 41 	Catalog page 40 	Catalog page 40 	Catalog page 40 
5" L x 4 1/2" W LS385	6 1/4" L x 4 1/2" W, 2 3/8" base LS385FC1	1/2" L x 2" W, 2" base SEC-2	3 1/2" L x 2 1/2" W, 2" base SF-4	2 1/2" L x 2 1/2" W, 2" base SF63
\$80.00 ea	\$105.00 ea	\$40.00 ea	\$70.00 ea	\$60.00 ea

Catalog page 41 	Catalog page 41 	Catalog page 41 	Catalog page 40 	Catalog page 40 
5 1/4" L x 3" W, 2" base SF70	3 3/4" L x 3" W, 2 1/8" base SF90	4 1/4" L x 7" W, 2" base SF96	4" L x 2 1/4" W, 2" base SF138	3 5/8" L x 2 3/4" W, 2 1/8" base SF140
\$75.00 ea	\$75.00 ea	\$80.00 ea	\$75.00 ea	\$75.00 ea

Catalog page 40 	Catalog page 40 	Catalog page 40 	Catalog page 41 	Catalog page 40 
3 1/4" L x 2 1/2" W, 2 1/4" base SF150	3 1/2" L x 2 1/2" W, 2 1/8" base SF151	4 3/8" L x 2 3/4" W, 2 1/8" base SF192	5 1/8" L x 4 7/8" W SF228	4 3/8" L x 3 1/4" W, 2 1/4" base TFCS134100
\$75.00 ea	\$75.00 ea	\$75.00 ea	\$75.00 ea	\$85.00 ea



Catalog page 40 
2 1/4" L x 3" W, 2 1/4" base TFCS134190
\$75.00 ea





1 1/2"-1 3/4" steel

1 1/2"-1 3/4" standard brackets				
 Catalog page 42 adjustable steel bracket, single	 Catalog page 42 steel bracket, single	 Catalog page 42 steel bracket, single	 Catalog page 42 steel bracket, single	 Catalog page 42 steel eyelet bracket, single
3 7/8"-5 1/8" return, 1"W x 3 1/2"L backplate BKT112-134	3 1/2" return, 3/4"W x 2 1/2"L backplate A17535	3 1/2" return, 3/4"W x 3 3/8"L backplate B17535	3 1/2" return, 2 1/2"W x 1 1/2"L backplate CS17535**	3 1/2" return, 1"W x 3 1/2"H backplate, eyelet 1 7/8"ID EB5**
\$35.00 ea	\$30.00 ea	\$55.00 ea	\$50.00 ea	\$55.00 ea
	6" return, 3/4"W x 2 1/2"L backplate A1756	6" return, 3/4"W x 3 3/8"L backplate B1756	6" return, 2 1/2"W x 1 1/2"L backplate CS1756**	6" return, 1"W x 3 1/2"H backplate, eyelet 1 7/8"ID EB6**
	\$35.00 ea	\$60.00 ea	\$55.00 ea	\$60.00 ea

**Cannot customize.

**Cannot customize.

 Catalog page 42 1 3/4" steel inside mount brackets	 Catalog page 42 1 3/4" hinged elbow
1 1/2"H x 2 3/8"W backplate, 3/4"Deep, 1/8" thick backplate per bracket IM175	3"L (2 1/2"L each side when bent), 1 3/4" base SELB
\$80.00 pair	\$50.00 ea

custom bypass brackets			
 Catalog page 42 steel custom bypass bracket, single	 Catalog page 42 steel custom bypass bracket, single	 Catalog page 42 steel custom bypass bracket, single	 Catalog page 42 steel custom bypass bracket, double
3 1/2" return, 3/4"W backplate x 2 1/2" or 3"L Use with RD175 or RR175 (1 3/4") poles and CR-SR12 c-ring. SCB35	6" return, 3/4"W backplate x 2 1/2" or 3"L Use with RD175 or RR175 (1 3/4") poles and CR-SR12 c-ring. SCB6	custom return, 3/4"W backplate x 2 1/2" or 3"L Use with RD175 or RR175 (1 3/4") poles and CR-SR12 c-ring. SCBC	custom return, 3/4"W backplate x 5 1/4"L Use with RD175 or RR175 (1 3/4") poles and CR-SR12 c-ring. SCBCDBL
\$60.00 ea	\$65.00 ea	\$75.00 ea	\$100.00 ea




CAUTION: Bypass Brackets do not have full cradles. Standard Brackets must be installed at each end to secure pole.

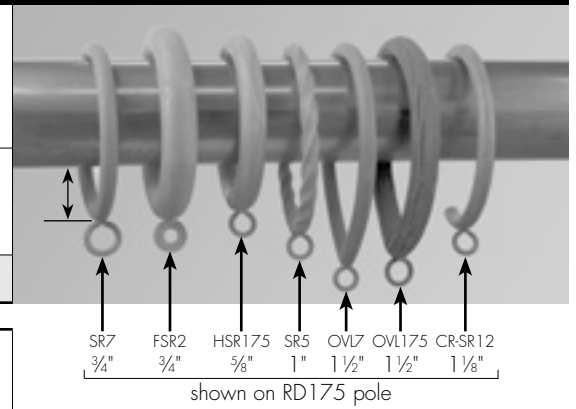
Bracket return measured from wall to center of cradle.




► For custom steel bracket pricing, see page 36: TBKT (T-bracket), DBL1 (double rod bracket), BL4 (ceiling mount bracket), and FBKT (single bracket).


1 1/2"-1 3/4" rings

ring drop/distance from pole to drapery top:

Catalog page 43 	Catalog page 43 	Catalog page 43 
smooth steel ring 2 1/4"ID, 2 3/4"OD	smooth heavy steel ring 2"ID, 3"OD	hammered steel ring 2"ID, 2 3/4"OD
SR7	FSR2	HSR175
\$9.00 ea	\$17.00 ea	\$17.00 ea



Catalog page 43 	Catalog page 43 	Catalog page 43 
twisted steel ring 2 3/4"ID, 3"OD	smooth oval steel ring 2 1/4"ID, 2 3/4"OD, 3 1/2"L	hammered oval steel ring 2"ID, 2 3/4"OD, 3 1/2"L
SR5	OVL7	OVL175
\$9.00 ea	\$11.00 ea	\$15.00 ea

Catalog page 43 
smooth steel c-ring 2 3/4"ID, 3"OD, use with RR175 or RD175 poles and SCB35, SCB6, SCBC or SCBCDBL brackets
CR-SR12
\$9.00 ea

1 1/2"-1 3/4" diameter poles

Catalog page 44

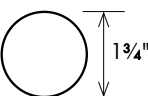
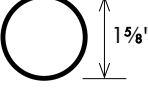
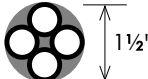
All orders with poles will incur a \$10.00 net packaging fee per order.

Product Information

- Sold in 1 foot increments, 2 foot minimum
- Cut to specified length. Fall off will not be saved or shipped
- Connector screw available for joining two poles for no additional charge
- EZ glide tape included; no charge

Please Specify



- Item number
- Custom pole length
- Finish color
- Connector screw, if needed
- We recommend installing a support bracket at the connection
- Options, if selected (see below)


Item Number	2 FT	3 FT	4 FT	5 FT	6 FT	7 FT	8 FT	per FT
 1 3/4" round tube Maximum continuous length: 192 inches (16')								
MR RR175	\$50.00	\$75.00	\$100.00	\$125.00	\$150.00	\$175.00	\$200.00	\$25.00
 1 5/8" round tube, heavy walled Maximum continuous length: 288 inches (24')								
MR BR RD175	\$60.00	\$90.00	\$120.00	\$150.00	\$180.00	\$210.00	\$240.00	\$30.00
 1 1/2" twisted tube Maximum continuous length: 216 inches (18') use with steel c-ring minimum 2"ID								
MR TRT	\$200.00	\$300.00	\$400.00	\$500.00	\$600.00	\$700.00	\$800.00	\$100.00

Options

BR TFCFEE-SBR Bent return fee, see page 31	Minimum return determined by ring selection.	\$80.00 per return
MR TFCFEE-SMR Mitered return fee, see page 31	Minimum return determined by ring selection.	\$80.00 per return
TFCFEE-ARCH Arched rod fee, see page 40		\$600.00 per bend

1 1/2"-1 3/4" steel

batons		Catalog page 44
 <p>steel baton, specify finish, 3/8"Dia</p>		
SBTN	specify length up to 60"	\$50.00 ea
SBTN60	specify length over 60" up to 96"	\$75.00 ea
 <p>fiberglass baton, white only, 3/8"Dia</p>		
FBTN	specify length up to 48"	\$40.00 ea
 <p>acrylic baton, clear only, 3/8"Dia</p>		
ABTN-36	available in 36"	\$40.00 ea
ABTN-48	available in 48"	\$45.00 ea

EZ glide tape

1/2"W
Included with pole order. Allows rings and grommets to slide effortlessly across the drapery rod without damaging the finish.
no charge

The Outdoor Hardware Collection includes steel finials, poles, brackets and rings.

Tested for outdoor use and guaranteed against:

- UV exposure
- Humidity
- Sea spray

5 Custom finishes available on all Outdoor Hardware products with protective high gloss, weather resistant topcoat.

- 450-OH Aluminum Gloss
- 440-OH Soft Gold Gloss
- 103-OH Satin Black Gloss
- 105-OH Bronze Gloss
- 270-OH Mahogany Rust Gloss



Note:

Each order will include 2 oz. of finish and protective topcoat for periodic maintenance.

Items with welds are not covered under the Outdoor Hardware Limited Warranty.

Outdoor Hardware Limited Warranty

All Outdoor Hardware is guaranteed to be free of manufacturing defects and is covered under our Manufacturers Limited Warranty. The product is guaranteed not to rust and the finish not to fade for 5 years if the product is maintained according to the "Product Care" information. In the event of rusting or fading, photography may be requested for finalization of claims on a case-by-case basis.






Outdoor Hardware Product Care





Unlike indoor drapery hardware, outdoor hardware requires periodic maintenance. It is important that any damages or finish abrasion be repaired immediately. Any scratches incurred during installation must be repaired at that time. Stainless steel mounting hardware is recommended, but not included. Each order will include 2 oz. of finish and protective topcoat for periodic maintenance.




In addition, twice a year, it is important to clean and inspect the outdoor hardware for scratches or wear patterns that could expose the metal and result in rusting. This is very important for treatments with rings. If such areas are discovered, apply the paint finish sent with the order. When dry, apply the clear protective topcoat also provided.

please note: allow 10-15 business days for production of Outdoor Hardware Collection. Professional installation recommended due to weight of steel products. Brackets recommended every 3 feet. Splicing not recommended for steel rods.




outdoor hardware

outdoor steel finials				
 Catalog page 47	 Catalog page 47	 Catalog page 47	 Catalog page 47	 Catalog page 47
3½"L x 2¾"W, 1¾" base for 1" and 1¼" poles 4519C-OH	1½"L x 2½"W, 2" base for 1" and 1¼" poles EC135-OH	7½"L x 4¼"W, 1" base for ¾" and 1" poles L848-OH	8¾"L x 4¼"W, 2¾" base for 1¾" poles L848FC1-OH	5"L x 4½"W for 1¼" and 1¾" poles LS385-OH
\$66.00 ea	\$54.00 ea	\$72.00 ea	\$102.00 ea	\$96.00 ea

 Catalog page 47	 Catalog page 47	 Catalog page 47	 Catalog page 47
¼"L x 2"W, 2" base for 1¼" and 1¾" poles SEC2-OH	¼"L x 1⅓"W, 1⅓" base for ¾", 1" and 1¼" poles SEC125-OH	2½"L x 2½"W, 2" base for 1¼" and 1¾" poles SF63-OH	3½"L x 2½"W, 2⅝" base for 1¾" poles SF151-OH
\$48.00 ea	\$42.00 ea	\$72.00 ea	\$90.00 ea

outdoor metal rosettes		
 Catalog page 47	 Catalog page 47	 Catalog page 47 steel tieback post for rosettes
3"Dia, steel R16-OH	5½"Dia, brass R101-OH	bottom base: 1¼"Dia 2½" projection NBL2-OH
\$54.00 ea	\$72.00 ea	\$24.00 ea
		3½" projection NBL4-OH
		\$24.00 ea
		6" projection NBL6-OH
		\$24.00 ea

outdoor steel brackets Brackets are recommended every 3 feet.

 <small>Catalog page 48</small> steel bracket, single	 <small>Catalog page 48</small> steel eyelet bracket, single	 <small>Catalog page 48</small> steel inside mount brackets
3½" return, ¾"W x 3½"L backplate for ¾", 1" or 1¼" pole	3½" return, 1"W x 3½"L backplate, eyelet 1¾"ID for 1" or 1¼" pole	1½"H x 1½"W backplate, ¾"Deep, ½" thick backplate per bracket for 1" or 1¼" pole
L235-OH	EB3-OH	IM125-OH
\$60.00 ea	\$60.00 ea	\$60.00 pair
6" return, ¾"W x 3¾"L backplate for ¾", 1" or 1¼" pole	6" return, 1"W x 3½"L backplate, eyelet 1¾"ID for 1" or 1¼" pole	1½"H x 2¾"L backplate, ¾"Deep, ½" thick backplate per bracket, for 1¾" pole
L26-OH	EB4-OH	IM175-OH
\$66.00 ea	\$66.00 ea	\$96.00 pair
3½" return, ¾"W x 3¾"L backplate for 1¾" pole	3½" return, 1"W x 3½"L backplate, eyelet 1¾"ID for 1¾" pole	
B17535-OH	EB5-OH	
\$66.00 ea	\$66.00 ea	
6" return, ¾"W x 3¾"L backplate for 1¾" pole	6" return, 1"W x 3½"L backplate, eyelet 1¾"ID for 1¾" pole	
B1756-OH	EB6-OH	
\$72.00 ea	\$72.00 ea	

Customized brackets not covered under the Outdoor Hardware Limited Warranty. Bracket return measured from wall to center of cradle.

outdoor steel rings

 <small>Catalog page 48</small> smooth steel ring	 <small>Catalog page 48</small> smooth steel ring	 <small>Catalog page 48</small> hammered steel ring	 <small>Catalog page 48</small> twisted steel ring	 <small>Catalog page 48</small> hammered oval steel ring
1"ID, 1½"OD for ¾" pole	1½"ID, 2"OD for 1" or 1¼" pole	1¾"ID, 2½"OD for 1" or 1¼" pole	2¾"ID, 3"OD for 1", 1¼" or 1¾" pole	1¾"ID, 2½"OD for 1" or 1¼" pole
SR1-OH	SR3-OH	HSR1-OH	SR5-OH	OVL1-OH
\$8.40 ea	\$9.60 ea	\$19.20 ea	\$10.80 ea	\$16.80 ea
	2¼"ID, 2¾"OD for 1¾" pole	2"ID, 2¾"OD for 1¾" pole		2"ID, 2¾"OD for 1¾" pole
	SR7-OH	HSR175-OH		OVL175-OH
	\$10.80 ea	\$20.40 ea		\$18.00 ea

Please note: rings may abrade protective outdoor finish with frequent use. Please see Product Care for maintenance recommendations.

outdoor hardware

outdoor steel poles

Catalog page 48

All orders with poles will incur a \$10.00 net packaging fee per order.

Product Information



- Sold in 1 foot increments, 2 foot minimum
- Cut to specified length. Fall off will not be saved or shipped
- Connector screw available for joining two poles for no additional charge

Please Specify

- Item number
- Custom pole length
- High gloss finish, available in 105-OH Bronze Gloss, 103-OH Satin Black Gloss, 270-OH Mahogany Rust Gloss, 440-OH Soft Gold Gloss, or 450-OH Aluminum Gloss
- Connector screw, if needed. We recommend installing a support bracket at the connection

	Item Number	2 FT	3 FT	4 FT	5 FT	6 FT	7 FT	8 FT	per FT
	3/4" hammered solid steel pole Maximum continuous length: 115 inches (9' 7")								
	75HSRB-OH	\$120.00	\$180.00	\$240.00	\$300.00	\$360.00	\$420.00	\$480.00	\$60.00
	1" single twist solid steel pole Maximum continuous length: 228 inches (19')								
	ST2-OH	\$84.00	\$126.00	\$168.00	\$210.00	\$252.00	\$294.00	\$336.00	\$42.00
	1" double twist solid steel pole Maximum continuous length: 228 inches (19')								
	ST3-OH	\$96.00	\$144.00	\$192.00	\$240.00	\$288.00	\$336.00	\$384.00	\$48.00
	1" round steel tube Maximum continuous length: 192 inches (16')								
	RR100-OH	\$43.20	\$64.80	\$86.40	\$108.00	\$129.60	\$151.20	\$172.80	\$21.60
	1 1/4" round steel tube Maximum continuous length: 192 inches (16')								
	RR125-OH	\$48.00	\$72.00	\$96.00	\$120.00	\$144.00	\$168.00	\$192.00	\$24.00
	1 3/4" round steel tube Maximum continuous length: 192 inches (16')								
	RR175-OH	\$60.00	\$90.00	\$120.00	\$150.00	\$180.00	\$210.00	\$240.00	\$30.00

outdoor steel tiebacks

Catalog page 48	Catalog page 48
	
standard tieback	standard tieback
4 1/2" L x 1 1/4" projection	3 1/2" L x 1 1/4" projection
TTBH1-OH	TTBH2-OH
\$54.00 ea	\$66.00 ea

Bent and mitered return fees are charged per return. Double pole treatments are also available with bent or mitered returns.

steel pole bent returns

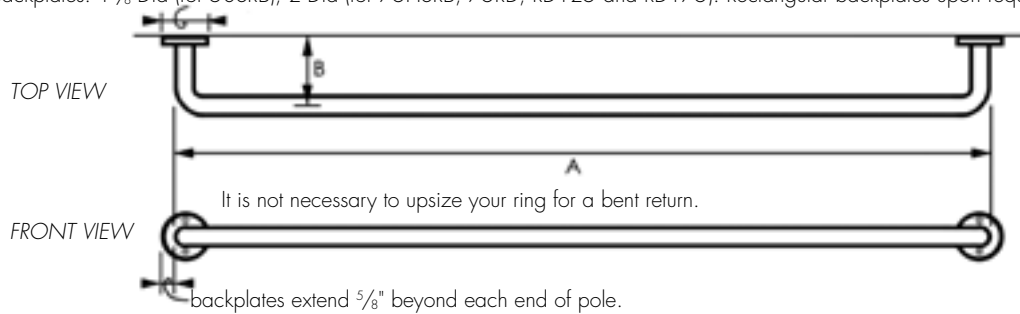
Catalog page 50

TFCFEE-SBR steel pole bent returns - up to 8" returns

\$80.00 per return

Rectangular backplates: 3"L x 1 1/2"W (for 1SQ). Round backplates upon request.

Round backplates: 1 3/8"Dia (for 50SRB), 2"Dia (for 75HSRB, 75RD, RD125 and RD175). Rectangular backplates upon request.



Product Information

- Available on steel poles: 50SRB, 75HSRB, 75RD, 1SQ, RD125, RD175
- Sold in one foot increments, 2 foot minimum
- Cut to specified length. Fall off will not be saved or shipped
- Round Backplates: 1 3/8"Dia (for 50SRB), 2"Dia (for 75HSRB, 75RD, RD125, RD175). Rectangular backplates upon request
- Rectangular Backplates: 3"L x 1 1/2"W (for 1SQ). Round backplates upon request.
- Bent Return fees are charged per return; returns over 8" incur an additional charge. TFCFEE-CBKT: \$25.00 per return

Please Specify

- Length of pole from outer return edge to outer return edge
- Return (distance from wall to center pole)
- Pole item number
- Finish color
- Projection or support bracket being used

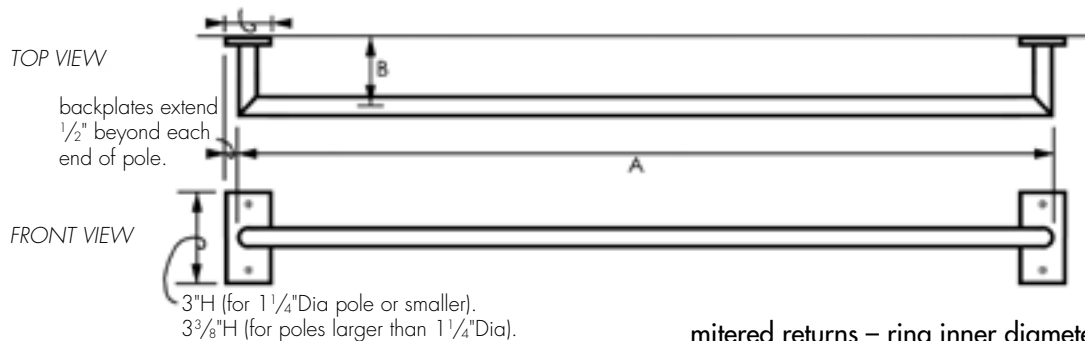
steel pole mitered returns

Catalog page 52

TFCFEE-SMR steel pole mitered returns - up to 8" returns

\$80.00 per return

Rectangular Backplates: 3"L x 1 1/2"W (for 50SRB, 75HSRB and 75RD, 1SQ, RR100, ST2, ST3, SRT1, SHT1, RR125, RD125, SRT2, and RR125) and 3 1/2"L x 2"W (for RR175 and TRT). Round backplates upon request.



Product Information

- Sold in one foot increments, 2 foot minimum
- Cut to specified length; fall off will not be saved or shipped
- Rectangular Backplates: 3"L x 1 1/2"W (for 50SRB, SRH75, 75HSRB, 75RD, 1SQ, RR100, ST2, ST3, SRT1, SHT1, RR125, RD125, ST2 and RR125, RR175 and RD175) and 3 1/2"L x 2"W (for RD175 and TRT). Round backplates upon request
- Round Backplates: 1 3/8"Dia (for 1/2" pole), 2"Dia (for 3/4", 1" and 1 1/4" poles) and 3"Dia (for 1 3/4" pole)
- Ring inner diameter must be large enough to clear the pole miter, if used. See Ring Chart
- Mitered Return fees are charged per return; returns over 8" incur an additional charge. TFCFEE-CBKT: \$25.00 per return

Please Specify

- Length of pole from outer return edge to outer return edge
- Return (distance from wall to center pole)
- Pole item number
- Finish color
- Projection or support bracket being used

mitered returns – ring inner diameter chart

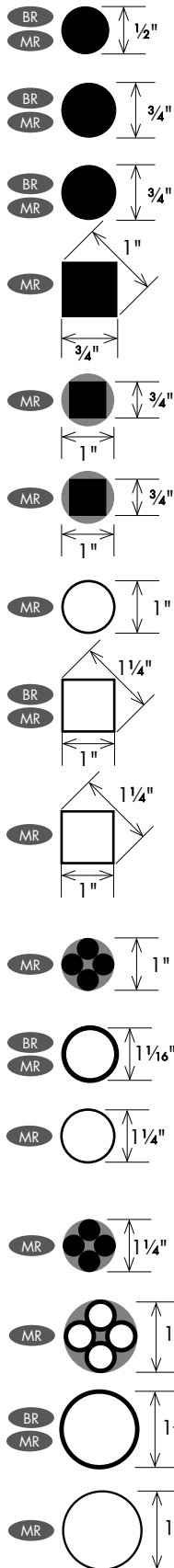
Mitered Pole Diameter	Ring Inner Diameter (minimum)
1/2"	7/8"
3/4"	1 1/8"
1"	1 1/2"
1 1/4"	1 7/8"
1 3/8"	2"
1 1/2"	2 1/4"
1 5/8"	2 3/8"
1 3/4"	2 5/8"
1 7/8"	2 3/4"
2"	3 1/4"
2 1/4"	3 3/8"
3"	4 3/8"

custom pole returns

steel poles

Catalog pages 50, 52 & 53

All orders with poles with bent or mitered returns will incur a \$25.00 net packaging fee per order.













Item Number	2 FT	3 FT	4 FT	5 FT	6 FT	7 FT	8 FT	per FT
1/2" round solid pole Maximum continuous length: 240" (20')								
50SRB	\$46.00	\$69.00	\$92.00	\$115.00	\$138.00	\$161.00	\$184.00	\$23.00
3/4" round solid pole Maximum continuous length: 192" (16')								
75RD	\$48.00	\$72.00	\$96.00	\$120.00	\$144.00	\$168.00	\$192.00	\$24.00
3/4" hammered solid round pole Maximum continuous length: 115" (9' 7")								
75HSRB	\$100.00	\$150.00	\$200.00	\$250.00	\$300.00	\$350.00	\$400.00	\$50.00
3/4" hammered solid square pole Maximum continuous length: 228" (19')								
SRH75	\$120.00	\$180.00	\$240.00	\$300.00	\$360.00	\$420.00	\$480.00	\$60.00
1" single twist solid pole Maximum continuous length: 228" (19')								
ST2	\$70.00	\$105.00	\$140.00	\$175.00	\$210.00	\$245.00	\$280.00	\$35.00
1" double twist solid pole Maximum continuous length: 228" (19')								
ST3	\$80.00	\$120.00	\$160.00	\$200.00	\$240.00	\$280.00	\$320.00	\$40.00
1" round tube Maximum continuous length: 192" (16')								
RR100	\$36.00	\$54.00	\$72.00	\$90.00	\$108.00	\$126.00	\$144.00	\$18.00
1" square tube Maximum continuous length: 288" (24') Use with L125-SQ or L135-SQ brackets and SQRG1 rings.								
1SQ	\$42.00	\$63.00	\$84.00	\$105.00	\$126.00	\$147.00	\$168.00	\$21.00
1" square hammered tube Maximum continuous length: 228" (19') Use with L125-SQ or L135-SQ brackets and SQRG1 rings.								
SHT1	\$46.00	\$69.00	\$92.00	\$115.00	\$138.00	\$161.00	\$184.00	\$23.00
1" solid rope twist pole Maximum continuous length: 228" (19')								
SRT1	\$100.00	\$150.00	\$200.00	\$250.00	\$300.00	\$350.00	\$400.00	\$50.00
1 1/16" round, heavy walled tube Maximum continuous length: 252" (21')								
RD125	\$50.00	\$75.00	\$100.00	\$125.00	\$150.00	\$175.00	\$200.00	\$25.00
1 1/4" round tube Maximum continuous length: 192" (16')								
RR125	\$40.00	\$60.00	\$80.00	\$100.00	\$120.00	\$140.00	\$160.00	\$20.00
1 1/4" solid rope twist pole Maximum continuous length: 228" (19')								
SRT2	\$140.00	\$210.00	\$280.00	\$350.00	\$420.00	\$490.00	\$560.00	\$70.00
1 1/2" twisted tube Maximum continuous length: 216" (18')								
TRT	\$200.00	\$300.00	\$400.00	\$500.00	\$600.00	\$700.00	\$800.00	\$100.00
1 5/8" round tube, heavy walled Maximum continuous length: 288" (24')								
RD175	\$60.00	\$90.00	\$120.00	\$150.00	\$180.00	\$210.00	\$240.00	\$30.00
1 3/4" round tube Maximum continuous length: 192" (16')								
RR175	\$50.00	\$75.00	\$100.00	\$125.00	\$150.00	\$175.00	\$200.00	\$25.00




BR Available with bent return

MR Available with mitered return





standard brackets

 Catalog page 51	 Catalog page 51	 Catalog page 51	 Catalog page 51	 Catalog page 51
adjustable steel bracket, single	adjustable steel bracket, single	adjustable steel bracket, single	adjustable steel bracket, single	steel bracket, single
2½" - 3½" return, ½"W x 2" backplate ½" use with 50SRB pole	3½" - 5" return, 1"W x 3¼"L backplate ¾" & 1" use with 75HSRB, 75RD, RR100, SRT1, ST2 or ST3 pole	3¾" - 4¾" return, 1"W x 3¼"L backplate 1¼" use with RR125, RD125 or SRT2 pole	3¾" - 5½" return, 1"W x 3½" backplate 1¾" use with RR175, RD175 or TRT pole	3¾" return, ¾"W x 2¾"L backplate ¾", 1" use with 75HSRB, 75RD, RR100, SRT1, ST2 or ST3 pole
BKT050-1	BKT075-100	BKT118-138	BKT112-134	L135100
\$30.00 ea	\$30.00 ea	\$40.00 ea	\$35.00 ea	\$25.00 ea

 Catalog page 51	 Catalog page 51	 Catalog page 51	 Catalog page 51	 Catalog page 51
steel bracket, single	steel bracket, single	steel bracket, single	steel bracket, single	steel bracket, single
3¾" return, ¾"W x 2"L backplate 1¼" use with RR125, RD125 or SRT2 pole	3½" return, ¾"W x 2½"L backplate 1¾" use with RR175, RD175 or TRT pole	6" return, ½"W x 2½"L backplate ½" use with 50SRB pole	6" return, ¾"W x 2½"L backplate 1¼" use with RR100, RR125, RD125 or SRT2 pole	6" return, ¾"W x 2½"L backplate 1¾" use with RR175, RD175 or TRT pole
L135	A17535	BKT050-3	L16	A1756
\$25.00 ea	\$30.00 ea	\$30.00 ea	\$30.00 ea	\$35.00 ea






 Catalog page 51	 Catalog page 51	 Catalog page 51
steel square bracket, single	steel bypass bracket, single	steel bypass bracket, double
3½" return, ¾"W x 2½"L backplate ¾", 1" use with SRH75, 1SQ or SHT1 pole	3½" return, ¾"W x 3¾"L backplate 1", 1¼" use with RR100 or RR125 pole	6" front and 3" back return, ¾"W x 3¾"L backplate 1", 1¼" use with RR100 or RR125 pole
L135-SQ	TFCS114GRSBK	TFCS114GRDBK
\$35.00 ea	\$40.00 ea	\$45.00 ea

custom brackets

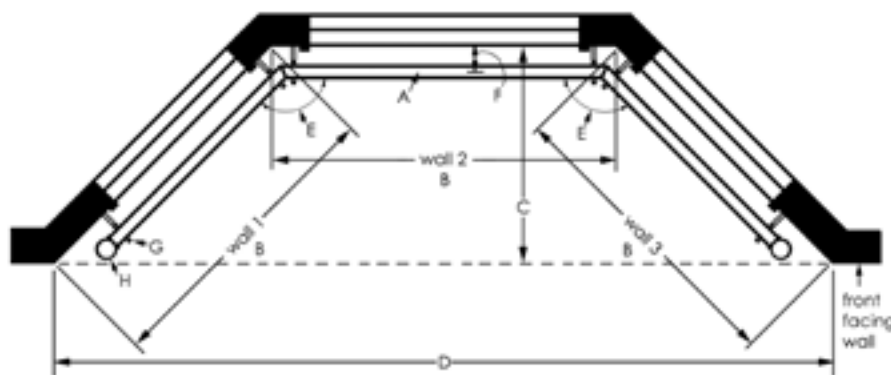
 Catalog page 53	 Catalog page 53	 Catalog page 53	 Catalog page 53
steel custom bypass bracket, single	steel custom bypass bracket, single	steel custom bypass bracket, single	steel custom bypass bracket, double
3½" return, ¾" backplate x 2½" or 3"H Use with 75RD, RR100, RR125, RD125, RR175 or RD175 poles.	6" return, ¾" backplate x 2½" or 3"H Use with 75RD, RR100, RR125, RD125, RR175 or RD175 poles.	custom return, ¾" backplate x 2½" or 3"H Use with 75RD, RR100, RR125, RD125, RR175 or RD175 poles.	custom return, ¾" backplate x 5¼"H Use with 75RD, RR100, RR125, RD125, RR175 or RD175 poles.
SCB35*	SCB6*	SCBC*	SCBCDBL*
\$60.00 ea	\$65.00 ea	\$75.00 ea	\$100.00 ea

CAUTION: Bypass Brackets do not have full cradles. Standard Brackets must be installed at each end to secure pole.

standard rings

Catalog page 51	Catalog page 51	Catalog page 51	Catalog page 51	Catalog page 53
				
smooth steel ring ¾"ID, 1½"OD ½" use with 50SRB	smooth heavy steel ring 1¾"ID, 2¾"OD 1", 1¼" use with RR100, SRT1, ST2, ST3, RR125, RD125 or SRT2 pole	smooth square steel ring 1¾"ID, 2¼"OD ¾" use with 1SQ, SRH75 or SHT1 pole	smooth steel c-ring 1½"ID, 2"OD use with RR100 pole and TFCS114GRSBK or TFCS114GRDBK bypass brackets	smooth steel c-ring 1½"ID, 1¾"OD ¾" use with 75RD pole
SR05	FSR1	SQRG1	TFCS100SCRI	CR-SR75
\$6.00 ea	\$16.00 ea	\$10.00 ea	\$8.00 ea	\$7.00 ea
smooth steel ring 1"ID, 1½"OD ¾" use with 75HSRB, 75RD	smooth heavy steel ring 2"ID, 3"OD 1¾" use with RR175, RD175 or TRT pole		smooth steel c-ring 2"ID, 2¾"OD 1", 1¼" use with RR125 pole and TFCS114GRSBK or TFCS114GRDBK bypass brackets	smooth steel c-ring 1½"ID, 2"OD 1", 1¼" use with RR100 or RD125 pole
SR1	FSR2		TFCS114MCRI	CR-SR3
\$7.00 ea	\$17.00 ea		\$8.00 ea	\$8.00 ea
smooth steel ring 1½"ID, 2"OD 1", 1¼" use with RR100, SRT1, ST2, ST3, RR125, RD125 or SRT2 pole				smooth steel c-ring 2¼"ID, 2¾"OD 1¼" use with RR125
SR3				CR-SR7
\$8.00 ea				\$9.00 ea
smooth steel ring 2¼"ID, 2¾"OD 1¾" use with RR175 or RD175 or TRT pole				smooth steel c-ring 2¼"ID, 3"OD 1¾" use with RR175 or RD175 pole
SR7				CR-SR12
\$9.00 ea				\$9.00 ea

bay window and corner window solutions



bay window corner miters or soft bends

Required Measurement Information

please include with your order:

- A. pole size and profile.
- B. length of walls (wall 1, wall 2, and wall 3).
- C. distance from front facing wall to wall 2.
- D. width of opening on front facing wall.
- E. angle of each miter or soft bend.
- F. return (distance from wall to center of bracket cradle).
- G. chosen brackets.
- H. chosen finials.
- I. chosen rings, if any.
- J. please make deductions for brackets and finials and provide finished length on order.*

*What are pole deductions?

Pole Deductions for Finials

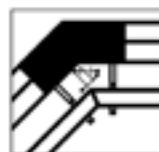
When measuring your pole length for bay window installations, please consider where on wall 1 and wall 3 you want your finials to be positioned. Do you want them behind the opening of the front facing wall? See diagram.



pole deductions for finials

Pole Deductions for Brackets

When measuring your pole length for corner installations, remember that the poles do not reach the corner due to your brackets. See diagram.



pole deductions for brackets

All orders with poles with bent or mitered returns, soft bends or miters for corner and bay windows will incur a \$25.00 net packaging fee per order.

miters and soft bends for steel poles

Soft bends are only available for 1/2" 50SRB, 3/4" 75RD and 75HSRB poles at 90° angle or larger.

Soft bends (for ≥ 90° corners)	TFCFEE-SSB	\$80.00 per bend
Standard 45° miter cut (for 90° corners)	TFCFEE-SM45	\$65.00 per cut
Non 45° miter cut (for non 90° corners)	TFCFEE-SM-NON45	\$65.00 per cut

miters for wood poles

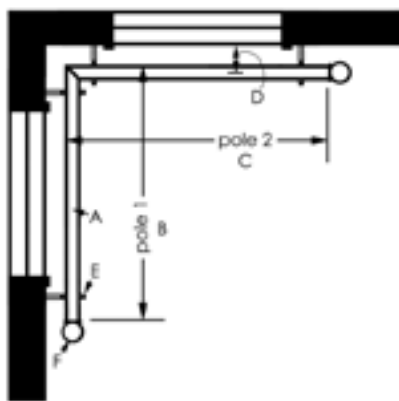
We can miter our wood poles at any angle for you.

Mitered returns for wood poles	TFCFEEMITER-EACH	\$80.00 per return
Standard 45° miter cut (for 90° corners)	TFCFEEMITER-45	\$65.00 per connection
Non-45° miter cut (for non-90° corners)	TFCFEEMITER-NON45	\$65.00 per connection
Wood cutting fee for more than one cut	TFCFEEWCUT	\$65.00 per cut

miters and blends for traverse wood fascia

We cannot miter system tracks, but traverse wood fascia can connect and miter at the corner.

Mitered returns for wood fascia	TFCFEEMITER-EACH	\$80.00 per return
Standard 45° miter cut (for 90° corners)	TFCFEEMITER-45	\$65.00 per connection
Non-45° miter cut (for non-90° corners)	TFCFEEMITER-NON45	\$65.00 per connection
Wood fascia fabrication fee	TFCFEEFASCUT	\$65.00 per cut
Wood fascia blending fee	TFCFEEBLEND	\$108.00 per blend



90° inside corner window

Required Measurement Information

please include with your order:

- A. pole size and profile.
- B. length of pole 1.*
- C. length of pole 2.*
- D. return (distance from wall to center of bracket cradle).
- E. chosen brackets.
- F. chosen finials.
- G. chosen rings, if any.

*What are pole deductions?

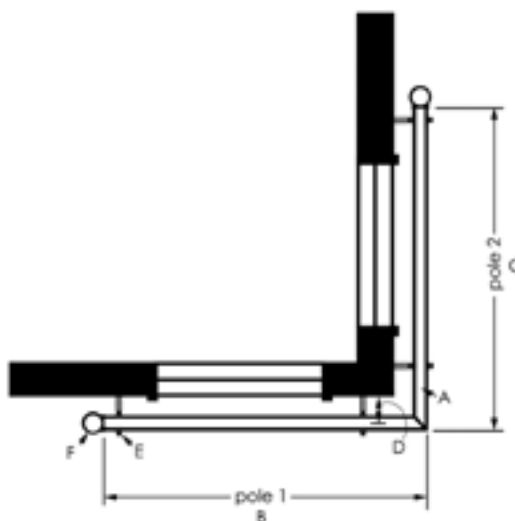
Pole Deductions for Brackets

When measuring your pole length for inside corner installations, remember that the poles do not reach the corner due to your brackets.

See diagram.



pole deduction for brackets



90° outside corner window

Required Measurement Information

please include with your order:

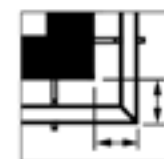
- A. pole size and profile.
- B. length of pole 1.*
- C. length of pole 2.*
- D. return (distance from wall to center of bracket cradle).
- E. chosen brackets.
- F. chosen finials.
- G. chosen rings, if any.

*What are pole additions?

Pole Additions for Brackets

When measuring your pole length for outside corner installations, remember that the poles extend beyond the corner due to your brackets.





See diagram.



pole addition for brackets

custom brackets

custom steel brackets made to your specifications

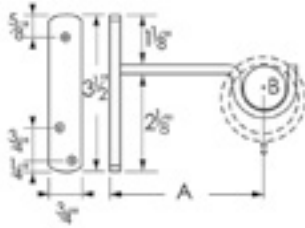
Catalog page 56  t-bracket	Catalog page 56  double bracket	Catalog page 56  ceiling mount bracket	Catalog page 56  single bracket
TBKT	DBL1	BL4	FBKT
\$70.00 ea	\$100.00 ea	\$65.00 ea	\$65.00 ea

TBKT, custom steel T-bracket

please specify:

- A. return (distance from wall to center of cradle)
- B. pole size and profile

note: 3½"H backplate comes standard, unless otherwise specified



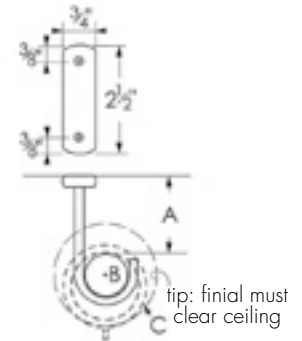
BL4, custom steel ceiling mount bracket

please specify:

- A. drop (distance from ceiling to top of pole)
- B. pole size and profile
- C. rings to be used, if any

note: minimum drop is contingent upon which finial and ring is chosen

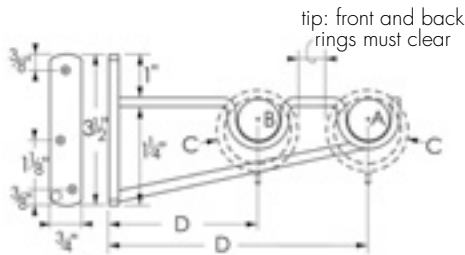
2½"W ceiling plate comes standard, unless otherwise specified



DBL1, custom steel double bracket

please specify:

- A. front pole size and profile
- B. back pole size and profile
- C. outside diameter of rings to be used
- D. front and back returns (distance from wall to center of cradle)

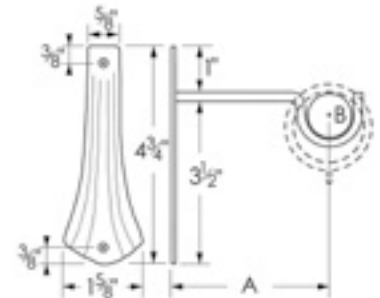


FBKT, custom steel single bracket

please specify:

- A. return (distance from wall to center of cradle)
- B. pole size and profile

note: 4¾"H backplate may not be modified







note: returns are contingent upon which poles and rings are chosen
3½"H backplate comes standard, unless otherwise specified

Options:

For a custom bracket with return or drop distance in excess of 8", add the following custom bracket modification fee TFCFEE-CBKT: (Includes a recommended support arm.)	\$25.00 per bracket
To modify an existing Standard Bracket, add a Custom Bracket Modification fee TFCFEE-BKTMOD:	\$50.00 per bracket
Support bars can be added to existing Custom Brackets, add the following fee TFCFEE-SB: (Must be added for returns over 8")	\$25.00 per bracket

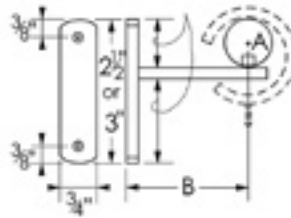
custom bypass brackets

Catalog page 56  custom steel bypass bracket, single	Catalog page 56  custom steel bypass bracket, single	Catalog page 56  custom steel bypass bracket, single	Catalog page 56  custom steel bypass bracket, double
3½" return, ¾"W x 2½" or 3"L backplate Use with 75RD (¾"), RR100 (1"), RR125 and RD125 (1¼") or RR175 and RD175 (1¾") poles.	6" return, ¾"W x 2½" or 3"L backplate Use with 75RD (¾"), RR100 (1"), RR125 and RD125 (1¼") or RR175 and RD175 (1¾") poles.	custom return, ¾"W x 2½" or 3"L backplate Use with 75RD (¾"), RR100 (1"), RR125 and RD125 (1¼") or RR175 and RD175 (1¾") poles.	double custom return, ¾"W x 5¼"L backplate Use with 75RD (¾"), RR100 (1"), RR125 and RD125 (1¼") or RR175 and RD175 (1¾") poles.
SCB35	SCB6	SCBC	SCBCDBL
\$60.00 ea	\$65.00 ea	\$75.00 ea	\$100.00 ea

CAUTION: Bypass Brackets do not have full cradles. Standard Brackets must be installed at each end to secure pole.

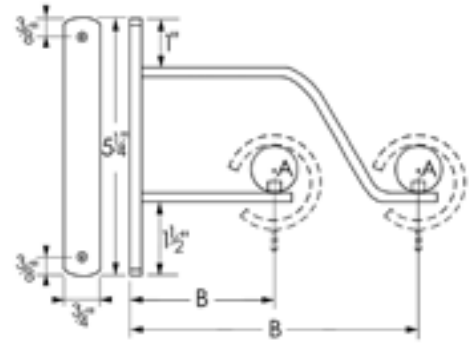
When ordering bypass brackets please specify:
 A. 75RD (¾"), RR100 (1") pole, RR125 and RD125 (1¼") pole or RR175 and RD175 (1¾") pole
 B. Return distance from wall to center of cradle
 Note: Return may be restricted by the size of the poles and rings specified

*CAUTION: Bypass Brackets do not have full cradles. Standard Brackets must be installed at each end to secure pole.



return will match single cradle brackets used at each end of pole





SCBC



returns will match double cradle brackets used at each end of pole

SCBCDBL

custom enhancements for steel brackets or rings

Catalog page 57	Catalog page 57	Catalog page 57	Catalog page 57
			
short leaf	long leaf	steel leaf	any rosette or end cap
6"L x 1 3/4"W	11 1/2"L x 1 3/4"W	2 1/4"L x 1 3/4"W	
SL	LL	SL3	
\$55.00 ea	\$55.00 ea	\$25.00 ea	
This leaf can be welded to the front of any steel bracket with a maximum return of 3 1/2". When ordering your bracket, please specify addition of SL. Shown with L135 bracket.	This leaf can be welded to the front of any steel bracket with a maximum return of 8". When ordering your bracket, please specify addition of LL. Shown with L16 bracket.	This leaf can be welded to any steel ring or steel bracket. When ordering your ring or bracket, please specify addition of SL3, and in what position it should be attached.	Any rosette or end cap can be added to any wood or steel bracket. Rosettes and end caps sold separately. When ordering your bracket, please specify addition of rosette or end cap and the following: 1. rosette medallion or end cap to be added, sold separately 2. attachment method:
TFCFEE-SWELD spot weld fee: \$15.00 ea	TFCFEE-SWELD spot weld fee: \$15.00 ea	TFCFEE-SWELD spot weld fee: \$15.00 ea	<ul style="list-style-type: none"> TFCFEE-DRILL drill and tap fee: \$15.00 ea TFCFEE-SWELD spot weld fee: \$15.00 ea (for steel rosettes and steel end caps on steel brackets only)

steel swing arms

Catalog page 57	Catalog page 57	Catalog page 57
		
maximum length 36"	maximum length 36"	maximum length 20"
1" diameter pole RD125 8 1/2"H x 1 1/4"W backplate L9328 finial included, 1 3/4"Dia scroll included, 7"H x 16"Deep	1" diameter pole RD125 8 1/2"H x 1 1/4"W backplate L9328 finial included, 1 3/4"Dia	1/2" diameter pole 50SRB 4"H x 3/8"W backplate EC4 finial included, 3/4"L X 1 1/2"W
large swing arm "with scroll"	large swing arm "without scroll"	small swing arm
\$450.00 ea	\$400.00 ea	\$250.00 ea

Please note: for LARGE SWING ARM or SMALL SWING ARM: other finials may be used; sold separately

custom accessories



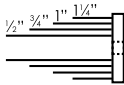


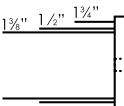


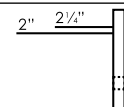


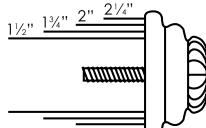
finial adaptors

Catalog page 58

If the finial you want isn't in the diameter you need, you can add a finial adaptor.

The finial adaptor acts as the new finial base.

Select a finial adaptor size from the **base adaptor size chart**, specify "add finial adaptor" and add the following upcharge.

	base adaptor size		use for pole diameters	Price	
FA-S Small Adaptor		 FA-S, 1 3/8" Dia		1/2", 3/4", 1", 1 1/4"	\$12.00 ea
FA-M Medium Adaptor		 FA-M, 2" Dia		1 1/2"-1 3/4"	\$12.00 ea
FA-L Large Adaptor		 FA-L, 3" Dia		2"-2 1/4"	\$12.00 ea
FC1 Adaptor		 FC1, 2 3/8" Dia		1 1/2"-1 3/4", 2"-2 1/4"	\$25.00 ea

Finial Adaptor Tips:

- It is typically easier and more visually pleasing to adapt a finial to a larger diameter pole, rather than a smaller diameter pole.
- Many finials are located in multiple size categories because they look appropriate for several pole sizes; you may not need an adaptor.

custom tiebacks

Catalog page 58	Catalog page 58
	
6"L back arm x 4 1/2"L front arm, 4 1/2" projection	8"L back arm x 8"L front arm, 6 1/2" projection
TBA	STBA1
\$35.00 ea	\$125.00 ea

TBA shown with L651 finial tip mount.
Finial sold separately.

STBA1 shown with R73 rosette face mount.
Rosette sold separately.

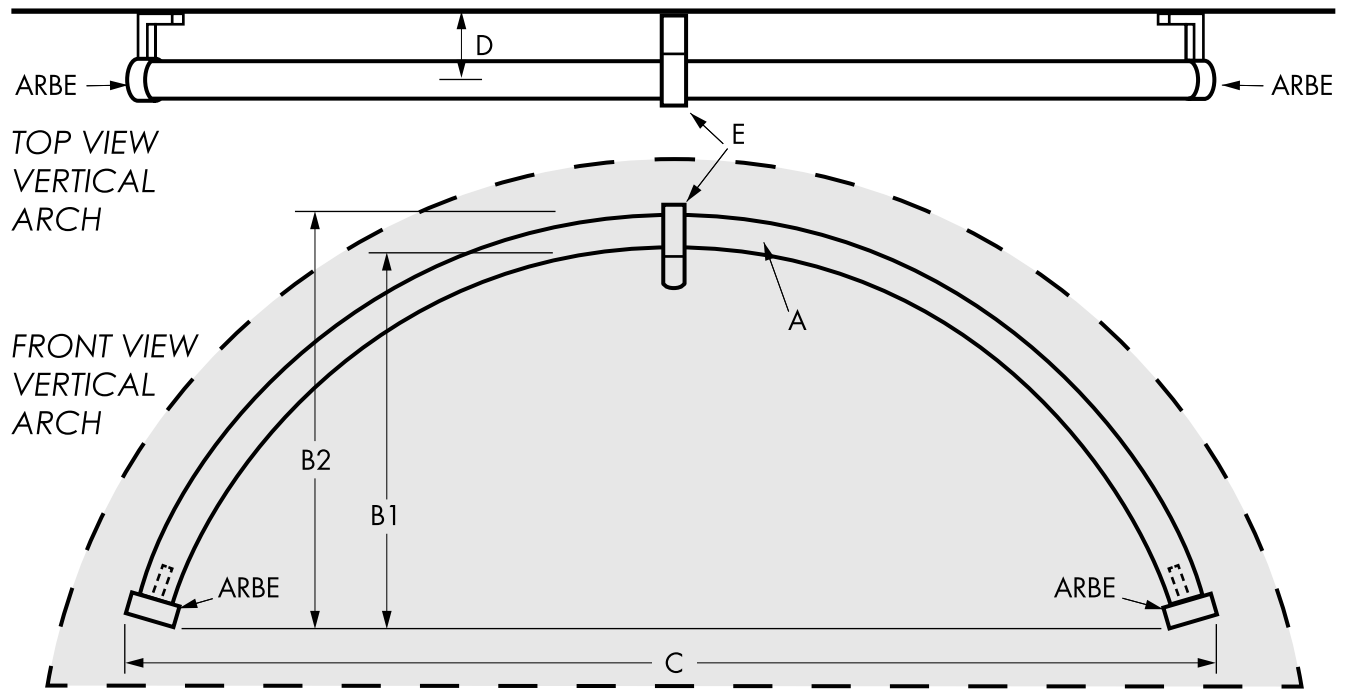
Installation Tip:

Methods of attaching finial or rosette to custom tiebacks:

TFCFEE-DRILL Drill and tap fee (for any finial or rosette)	\$15.00 ea
TFCFEE-SWELD Spot weld fee for steel finial or rosette only	\$15.00 ea
Screw on tip mount	no charge

- Specify if "face" mount or "tip" mount

arched window required template



Draw entire installation to scale on large butcher paper

How to Calculate Length of Pole Needed for Your Arch

$$\text{arch width (inches)} + \text{arch height (inches)} + 48" = \text{total length of arched pole (inches)}$$

Required Measurements

Paper template must be provided with every arched window order. Please mark the following measurements on the template:

- A. Pole size and profile.
- B. Height of arch: please specify which height measurement you are using.
 1. measurement from bottom center of pole to bottom of arch.
 2. measurement from top center of pole to bottom of arch.
- C. Width of arch (from outside edge to outside edge).
- D. Return (distance from wall to center of bracket cradle).
- E. Selected support bracket(s): please indicate position of each bracket.

note: ARBE brackets must be used for ends of vertical arched poles.

- F. Selected rings, if any, must be welded to vertical arch: please indicate position of each ring.
 - ***note:** Outermost rings must be a minimum of 1 1/2" from end of pole due to ARBE bracket cup.
 - ***note:** ARBC, custom center bracket, can not be used with welded rings; select a standard or custom cradle bracket for center support unless pole is spliced in center.

Fill in and send this page with template and order.

Pole Length for Arch	
(A) Pole Size and Profile	
(B) Height of Arch <input type="checkbox"/> (B1) <input type="checkbox"/> (B2)	
(C) Width of Arch	
(D) Return	
(E) Support Bracket* Item #	
End Brackets Item #	
Quantity Indicated on Template	
(F) Rings* Item #	
Quantity Indicated on Template	

Need something different than what you see here?
**Call us with your special request;
 and we can quote it for you.**

custom arches

arched window poles, rings, and brackets

Catalog page 59

All orders with arched rods will incur a \$25.00 net packaging fee per order.

Steel poles available for arched window bending

- 50SRB - RD125
- 75RD - SRT2
- 75HSRB - TRT
- SRT1 - RD175

Bending for standard or eyebrow arches, add the following upcharge:

TFCFEE-ARCH Single arch bend	\$600.00 per bend
------------------------------	-------------------

If total length of arch specified requires 2 poles and, therefore, a splice, 2 bends are required. Add the following upcharge.

TFCFEE-2ARCH Spliced arch, 2 bends	\$1,200.00 per 2 bends
------------------------------------	------------------------

For shipping some large arches, the factory will cut bent pole at apex (center) for no additional charge.

Rings must be spot welded into place, if using rings for vertical installation. Indicate ring locations on template drawing. Add the following upcharge.

TFCFEE-SWELD Spot weld fee	\$15.00 ea
TFCFEE-DRILL Drill & tap fee	\$15.00 ea



Steel rings sold separately.

Finials, brackets, and arched poles sold separately

Note: Additional support brackets are required for two-piece arch.

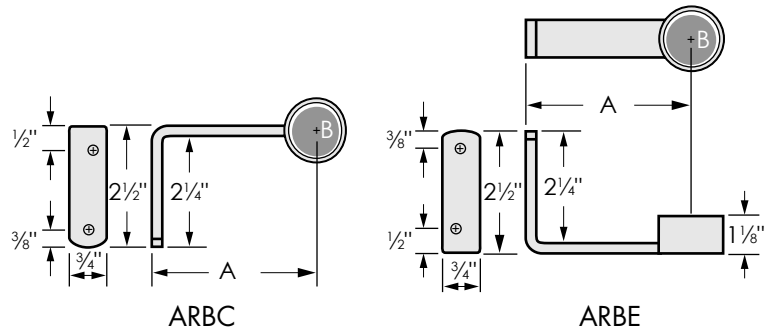
Note: An addition drill and tap fee is required to use finials on vertical arches.

arched window custom brackets: made to your specifications

 Catalog page 59 arched rod center bracket	 Catalog page 59 arched rod end bracket for vertical arches
custom return ARBC \$45.00 ea	custom return; sold in pairs only ARBE \$110.00 pair

note: ARBC bracket cannot be used for installation with welded rings unless pole is spliced. Brackets without eyelet cradles may be substituted; sold separately.

note: ARBE bracket cups are custom made to fit pole profile. note: If welding rings to arch, outermost ring must be positioned 1 1/2" from end of pole due to the bracket cup.



please specify for ARBC or ARBE

- A. return (distance from wall to center of cradle)
- B. pole size and profile

custom finishing

Catalog page 60

custom finishes and custom color match

Beyond our standard finishes, we can match any finish, fabric swatch, wood trim or paint color specified from your favorite paint company. A finish sample or paint color, sheen level and manufacturer must be provided by the customer. The Finial Company will then provide a strike-off sample to the customer on any wood or steel pole profile as requested. Customer approval of the strike-off sample is required before production will begin. Please see page 90 for detailed list of fees.

clear coating

Clear coat can be added on any finish to achieve your preferred sheen level. Sheen choices are matte, satin and high gloss as shown in the catalog. Please see page 90 for detailed list of fees.

100 Polished Steel finish

Many, but not all, of our raw steel products can be polished and given a clear topcoat to achieve a finished look. Steel is not uniform in color tone and will vary in shades of gray and silver. Polishing raw steel parts requires considerably more preparation work than our other finishes and therefore incurs additional charges.

A polished steel finish is NOT available on the following items that appear in the steel section of the 2018 catalog:

TRT	EB3
EC1	CSL16
SELB	EB1
EB5	EC3
RF4	123ELB
EB2	EB6

Please see page 90 for detailed list of fees.

repaint fees






Includes painting product from any manufacturer in a standard TFC finish included in the 2018 Drapery Hardware Catalog. 10-15 day lead time. *(all prices below are SRP)*






Poles	\$15.00 per foot
Bracket	\$20.00 ea
Tieback posts	\$15.00 ea
Rings	\$5.00 ea
Finials or end caps	\$20.00 ea
Elbows	\$20.00 ea
Rosettes	\$20.00 ea
Crests	\$60.00 ea






Please see page 90 for detailed list of fees.






1 3/8" finials

 Catalog page 64	 Catalog page 64	 Catalog page 64	 Catalog page 63	 Catalog page 63
1 1/2"L x 1 7/8"W, 1 7/8" base, wood	1 1/4"L x 2 3/8"W, 2 3/8" base, wood	3"L x 2 3/8"W x 1 7/8" base, wood	4 7/8"L x 2 7/8"W, 2" base	4 7/8"L x 3 1/8"W, 1 7/8" base
38EC	138EC	387	F138-1	F138-2
\$40.00 ea	\$25.00 ea	\$50.00 ea	\$55.00 ea	\$55.00 ea

 Catalog page 63	 Catalog page 64	 Catalog page 64	 Catalog page 63	 Catalog page 63
4"L x 3"W, 1 7/8" base	3 1/4"L x 3 3/4"W (2 5/8"Sq), 1 7/8" base, crystal	3 1/4"L x 3 3/4"W (2 5/8"Sq), 1 7/8" base	3 1/4"L x 2 1/2"W, 1 7/8" base, crystal	3 1/4"L x 2 1/2"W, 1 7/8" base
F138-3	F138-4C	F138-4S	F138-5C	F138-5S
\$50.00 ea	\$95.00 ea	\$50.00 ea	\$95.00 ea	\$50.00 ea

 Catalog page 64	 Catalog page 63	 Catalog page 63	 Catalog page 62	 Catalog page 64
3 1/4"L x 3 1/2"W, 1 7/8" base	3 5/8"L x 3 1/4"W, 1 7/8" base	3 1/4"L x 3"W, 1 7/8" base	5/8"L x 2 1/8"W, 1 7/8" base	4"L x 2 1/2"W, 1 1/4" base, crystal
F138-6	F138-7	F138-8	F138-9	GB4
\$55.00 ea	\$50.00 ea	\$50.00 ea	\$35.00 ea	\$165.00 ea




 Catalog page 62	 Catalog page 64	 Catalog page 63	 Catalog page 62	 Catalog page 62
1"L x 1 3/4"W, 1 3/8" base	5"L x 3"W, 1 3/4" base	3 1/2"L x 4 1/2"W (3 5/8"Sq), 1 7/8" base	2 7/8"L x 2 7/8"W, 2" base	3 7/8"L x 3 1/4"W, 2" base
RF5	RF86	TFCR138110	TFCR138121	TFCR138124
\$40.00 ea	\$55.00 ea	\$55.00 ea	\$50.00 ea	\$60.00 ea

 Catalog page 62	 Catalog page 63	 Catalog page 62	 Catalog page 62	 Catalog page 63
3 7/8"L x 2 1/2"W, 1 7/8" base	3 7/8"L x 3 1/4"W, 2" base	3 1/2"L x 4 1/2"W, 2" base	3 7/8"L x 4 5/8"W, 2" base	4 3/8"L x 3 1/8"W, 2" base
TFCR138125	TFCR138126	TFCR138130	TFCR138131	TFCR138164
\$55.00 ea	\$50.00 ea	\$60.00 ea	\$60.00 ea	\$55.00 ea




 Catalog page 63	 Catalog page 62	 Catalog page 62	 Catalog page 63	 Catalog page 62
5 3/4"L x 3 1/8"W, 2" base	3 3/8"L x 3 1/4"W, 1 7/8" base, glass	3 3/8"L x 3 1/4"W, 2 1/8" base, glass	4 1/2"L x 4 3/4"W, 2" base, glass	1"L x 1 7/8"W, 1 7/8" base
TFCR138165	TFCR138170	TFCR138171	TFCR138172	TFCR138190
\$50.00 ea	\$95.00 ea	\$95.00 ea	\$125.00 ea	\$40.00 ea

1 3/8" wood and resin

1 3/8" finials


 Catalog page 62	 Catalog page 62	 Catalog page 64
1 1/4"L x 2 1/4"W, 2" base TFCR138191	2 1/4"L x 3 1/8"W (2 1/4"Sq), 1" base TFCR138192	4 1/4"L x 2 1/2"W, 1 1/2" base WW190
\$45.00 ea	\$40.00 ea	\$55.00 ea





1 3/8" wood brackets

 Catalog page 65 wood bracket, single	 Catalog page 65 wood bracket, single	 Catalog page 65 1 3/8" inside mount wood brackets
2 1/2" return, 1"W x 4 1/4"L backplate 38B	3 1/2" return, 2"Dia backplate 38EB3	1 1/8"H x 1 1/8"W backplate, 1 3/8"Deep, 1/2" thick backplate per bracket 38ISM
\$35.00 ea	\$35.00 ea	\$35.00 pair
3 1/2" return, 1"W x 4 1/4"L backplate WWB3	6 3/4" return, 2 3/8"Dia backplate 38EB5	<i>sold in pairs only</i>
\$35.00 ea	\$40.00 ea	

Bracket return measured from wall to center of cradle.

1 3/8" steel brackets

 Catalog page 65 adjustable steel bracket, single	 Catalog page 65 steel bracket, single	 Catalog page 65 steel bracket, single	 Catalog page 65 steel bracket, double	 Catalog page 65 steel bypass bracket, single
3 3/8"-4 7/8" return, 1"W x 3 1/4"L backplate BKT118-138	3 1/2" return, 3/4"W x 2 1/2"L backplate A17535	3 1/2" return, 3/4"W x 3 3/4"L backplate TFCS138WSSBK	6" front and 3" back return, 3/4"W x 3 3/4"L backplate TFCS138WSDBK	3 1/2" return, 3/4"W x 3 3/4"L backplate use with TFCS138MCRI TFCS138GRSBK
\$40.00 ea	\$30.00 ea	\$45.00 ea	\$50.00 ea	\$40.00 ea
	6" return, 3/4"W x 2 1/2"L backplate A1756	6" return, 3/4"W x 3 3/4"L backplate TFCS138WSS6BK		
	\$35.00 ea	\$50.00 ea		

 Catalog page 65 steel bypass bracket, double	 Catalog page 65 1 3/8" steel ceiling mount bracket	 Catalog page 65 1 3/8" steel inside mount brackets	 Catalog page 65 1 3/8" hinged elbow
6" front and 3" back return, 3/4"W x 3 3/4"L backplate use with TFCS138MCRI TFCS138GRDBK	2"Dia ceiling plate, 2 3/4"H, 2 3/8" drop TFCS138MCMBK	1 1/2"H x 1 1/8"W backplate, 1"Deep, 1/2" thick backplate per bracket TFCS138MIBK	4"L (2 3/8"L each side when bent), 1 3/8" base TFCR138REL
\$45.00 ea	\$45.00 ea	\$75.00 pair	\$45.00 ea






drop is measured from ceiling to
bottom of pole

CAUTION: Bypass brackets do not have full cradles. Standard brackets must be installed at each end to secure pole.




Bracket return measured from wall to center of cradle.

► For custom steel bracket pricing, see page 36: TBKT (T-bracket), DBL1 (double rod bracket), BL4 (ceiling mount bracket), and FBKT (single bracket).

1 3/8" rings

 Catalog page 66	 Catalog page 66	 Catalog page 66	 Catalog page 66	 Catalog page 66
fluted wood ring 2"ID, 2 7/8"OD	smooth steel ring 1 3/4"ID, 2 1/4"OD	smooth heavy steel ring 1 3/4"ID, 2 3/4"OD	hammered steel ring 1 3/4"ID, 2 1/2"OD	smooth oval steel ring 1 1/2"ID, 2"OD, 2 1/2"L
38FLR	SR13	FSR1	HSR1	OVL3
\$8.00 ea	\$8.00 ea	\$16.00 ea	\$16.00 ea	\$10.00 ea

ring drop/distance from pole to drapery top:

 Catalog page 66	 Catalog page 66	
hammered oval steel ring 1 3/4"ID, 2 1/2"OD, 3 1/4"L	smooth steel c-ring 2"ID, 2 1/2"OD	
OVL1	TFCS138MCRI	
\$14.00 ea	\$8.00 ea	<p>38FLR 7/8" SR13 5/8" FSR1 7/8" HSR1 3/4" OVL3 1" OVL1 1 1/8" TFCS138MCRI 7/8"</p> <p>shown on WS38 pole</p>

1 3/8" diameter wood poles

Catalog page 67

All orders with poles will incur a \$10.00 net packaging fee per order.

Product Information

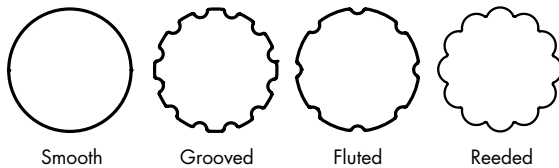
- Sold in 2 foot increments, 2 foot minimum
- Cut to specified length. Fall off will not be saved or shipped
- Connector screw available for joining two poles for no additional charge
- EZ glide tape included; no charge

Please Specify

- Item number
- Custom pole length
- Finish color
- Connector screw, if needed. *We recommend installing a support bracket at the connection*
- Options, if selected (see below)

Connection Options

- Pole connector screw: **no charge**
Join two poles with a connector screw. Ask for one with your order
Positioning a support bracket at this connection is important. It helps conceal the splice while offering additional support to this fragile area









Maximum continuous length: 144 inches (12')

Item Number	Profile	2 FT	4 FT	6 FT	8 FT	10 FT	12 FT	per 2 FT
WS38	Smooth	\$55.00	\$110.00	\$165.00	\$220.00	\$275.00	\$330.00	\$55.00
WG38	Grooved	\$55.00	\$110.00	\$165.00	\$220.00	\$275.00	\$330.00	\$55.00
WNF38	Fluted	\$55.00	\$110.00	\$165.00	\$220.00	\$275.00	\$330.00	\$55.00
WR38	Reeded	\$55.00	\$110.00	\$165.00	\$220.00	\$275.00	\$330.00	\$55.00

Options


SCREW Pole connector screw	no charge
TFCFEEMITER-EACH Mitered return fee, see page 35	\$80.00 per return
TFCFEEMITER-45 Standard 45° miter cut (for 90° corners), see page 35	\$65.00 per connection
TFCFEEMITER-NON45 Non-45° miter cut (for non-90° corners), see page 35	\$65.00 per connection
TFCFEWCUT Wood cutting fee for more than one cut, see page 35	\$65.00 per cut

1 3/8" wood and resin

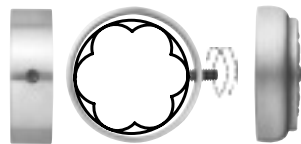
batons		Catalog page 67
 <p>steel baton, specify finish, 3/8"Dia</p>		
SBTN	specify length up to 60"	\$50.00 ea
SBTN60	specify length over 60" up to 96"	\$75.00 ea
 <p>fiberglass baton, white only, 3/8"Dia</p>		
FBTN	specify length up to 48"	\$40.00 ea
 <p>acrylic baton, clear only, 5/8"Dia</p>		
ABTN-36	available in 36"	\$40.00 ea
ABTN-48	available in 48"	\$45.00 ea
 <p>wood baton, specify finish, 3/8"Dia</p>		
WBTN	specify length up to 48"	\$50.00 ea
 <p>wood baton, specify finish, 5/8"Dia, handle: 6 1/8"L x 1 1/4"Dia</p>		
EPBTN-1	specify length up to 48"	\$75.00 ea
 <p>wood baton, specify finish, 5/8"Dia, handle: 5 3/4"L x 1 1/2"Dia</p>		
EPBTN-2	specify length up to 48"	\$75.00 ea

EZ glide tape

1/2"W
Included with pole order. Allows rings and grommets to slide effortlessly across the drapery rod without damaging the finish.
no charge

1 3/8" metal band for rosettes	
<p>attaches any rosette to the front of a 1 3/8"Dia pole; rosettes sold separately</p>	
<p>Catalog page 67</p>  <p>front view side view</p>	
<p>1 3/8" diameter metal band for use on a 1 3/8" pole only</p>	
<p>MB138</p>	
<p>\$25.00 ea</p>	






Installation Tip:








Metal band slides onto pole and is locked in place with set screw. Set screw should be positioned in the front center of pole because it receives the rosette.





2" & 2¼" wood and resin






2"-2¼" finials






 Catalog page 76	 Catalog page 76	 Catalog page 74	 Catalog page 74	 Catalog page 75
1½"L x 3"W, 3" base, wood	1½"L x 2¾"W, 2¾" base, wood	4¾"L x 4¼"W, 2½" base	4"L x 5"W, 2½" base	3¾"L x 4¾"W, 2½" base
2EC	225EC	225MC9	225MC11	225MC13
\$30.00 ea	\$30.00 ea	\$70.00 ea	\$70.00 ea	\$70.00 ea


(fits 2" diameter pole only)

 Catalog page 71	 Catalog page 76	 Catalog page 76	 Catalog page 71	 Catalog page 71
1¾"L x 2¾"W, 2¾" base	6"L x 3½"W, 2½" base	5¾"L x 3¾"W, 2¾" base	3½"L x 4"W, 2¾" base	2¼"L x 3½"W, 3" base
EC214-1	EP1	EP8	F214-1	F214-2
\$50.00 ea	\$75.00 ea	\$75.00 ea	\$70.00 ea	\$55.00 ea

 Catalog page 71	 Catalog page 71	 Catalog page 72	 Catalog page 72	 Catalog page 71
3¾"L x 4"W, 2¾" base	2¾"L x 3½"W, 2¾" base	7"L x 4¾"W, 3" base	5½"L x 4"W, 2¾" base	3¾"L x 4½"W, 3" base
F214-3	F214-4	F214-5	F214-6	F214-7
\$70.00 ea	\$55.00 ea	\$80.00 ea	\$70.00 ea	\$70.00 ea

 Catalog page 72	 Catalog page 72	 Catalog page 72	 Catalog page 72	 Catalog page 71
4¾"L x 3¾"W, 2¾" base	4¾"L x 4¾"W, 3¾" base	4½"L x 4¾"W, 3" base	4¾"L x 4"W, 2¾" base	2"L x 3"W, 2¾" base
F214-8	F214-9	F214-10	F214-11	F214-12
\$65.00 ea	\$75.00 ea	\$75.00 ea	\$65.00 ea	\$50.00 ea






 Catalog page 73	 Catalog page 72	 Catalog page 72	 Catalog page 72	 Catalog page 73
4"L x 4¾"W, 2¾" base	4¾"L x 3½"W, 2¾" base	4"L x 4½"W, 2¾" base, crystal	4"L x 4¾"W, 2¾" base	3¾"L x 4¾"W (3"Sq), 2¾" base, crystal
F214-13	F214-14	F214-15C	F214-15S	F214-16C
\$75.00 ea	\$70.00 ea	\$125.00 ea	\$65.00 ea	\$125.00 ea






 Catalog page 73	 Catalog page 74	 Catalog page 73	 Catalog page 75	 Catalog page 74
3¾"L x 4¾"W (3"Sq), 2¾" base	5"L x 3"W, 2½" base, glass	5¼"L x 3¾"W, 2½" base, crystal	6"L x 4"W, 2¾" base, glass	6"L x 3½"W, 2½" base
F214-16S	GB1	GB2	GB3	R22569
\$65.00 ea	\$80.00 ea	\$150.00 ea	\$150.00 ea	\$70.00 ea

2" & 2¼" wood and resin






2"-2¼" finials






Catalog page 75 	Catalog page 71 	Catalog page 74 	Catalog page 75 	Catalog page 75 
6"L x 5¼"W, 3¼" base	7"L x 2¾"W, 2¾" base	6½"L x 3½"W, 2¾" base	7¼"L x 5"W, 2½" base	9½"L x 9¾"W, 2¾" base
RD225	REC73	RF10	RF20	RF21
\$75.00 ea	\$45.00 ea	\$70.00 ea	\$70.00 ea	\$70.00 ea

Catalog page 72 	Catalog page 76 	Catalog page 73 	Catalog page 69 	Catalog page 69 
3"L x 2¾"W, 2½" base	2½"L x 2¾"W, 2½" base	7¼"L x 3"W, 2¾" base	4¾"L x 5¾"W (4¼"Sq), 2¾" base	3½"L x 3½"W, 2¾" base
RF63	RF64	RF1000	TFCR214110	TFCR214121
\$55.00 ea	\$55.00 ea	\$70.00 ea	\$70.00 ea	\$70.00 ea

Catalog page 69 	Catalog page 70 	Catalog page 70 	Catalog page 70 	Catalog page 70 
4½"L x 4¾"W, 2¾" base	4¾"L x 4¾"W, 2¾" base	5"L x 4¾"W, 2¾" base	5¾"L x 3½"W, 2¾" base	4¾"L x 5½"W, 3" base
TFCR214122	TFCR214123	TFCR214124	TFCR214125	TFCR214130
\$80.00 ea	\$80.00 ea	\$80.00 ea	\$75.00 ea	\$80.00 ea

Catalog page 70 	Catalog page 70 	Catalog page 70 	Catalog page 70 	Catalog page 71 
4¾"L x 5¾"W, 2¾" base	5¾"L x 4¾"W, 2¾" base	5½"L x 4½"W, 2¾" base	6¾"L x 4¾"W, 2¾" base	3¾"L x 4¾"W, 2¾" base, glass
TFCR214131	TFCR214163	TFCR214164	TFCR214165	TFCR214170
\$80.00 ea	\$80.00 ea	\$75.00 ea	\$70.00 ea	\$125.00 ea






Catalog page 71 	Catalog page 69 	Catalog page 69 	Catalog page 69 	Catalog page 69 
3¾"L x 4¾"W, 2¾" base, glass	1"L x 2¾"W, 2¾" base	1½"L x 3½"W, 2¾" base	1½"L x 4½"W (3¼"Sq), 2¾" base	1½"L x 5½"W (3¾"Sq), 2¾" base
TFCR214171	TFCR214190	TFCR214191	TFCR214192	TFCR214193
\$125.00 ea	\$50.00 ea	\$55.00 ea	\$50.00 ea	\$50.00 ea






Catalog page 69 	Catalog page 69 	Catalog page 69 	Catalog page 70 	Catalog page 70 
1¾"L x 3"W, 2¾" base	1¼"L x 3¾"W, 2¾" base	1½"L x 3"W, 3" base	6½"L x 4"W, 2¾" base	3¾"L x 5¾"W, 2¾" base
TFCR214194	TFCR214195	TFCR214196	TFCS214150	TFCS214151
\$55.00 ea	\$55.00 ea	\$55.00 ea	\$125.00 ea	\$115.00 ea


2" & 2¼" wood and resin

2"-2¼" finials

 Catalog page 76	 Catalog page 74	 Catalog page 75	 Catalog page 74	 Catalog page 75
5½"L x 3½"W, 2¼" base, wood WW51	3"L x 3¾"W, 2¾" base WW9	5"L x 2¾"W, 2¼" base WW23	7"L x 4½"W, 2¾" base WW34-1	6½"L x 4¾"W, 2¾" base WW35
\$160.00 ea	\$50.00 ea	\$55.00 ea	\$80.00 ea	\$85.00 ea

 Catalog page 74	 Catalog page 73	 Catalog page 73	 Catalog page 74	 Catalog page 76
5¾"L x 3½"W, 2½" base WW47-1	5½"L x 3¾"W, 2½" base WW51	2¾"L x 3½"W, 3½" base WW60-1	6½"L x 5¼"W, 2½" base WW70-1	4½"L x 3"W, 3" base, wood WW77
\$70.00 ea	\$80.00 ea	\$50.00 ea	\$85.00 ea	\$55.00 ea

 Catalog page 74	 Catalog page 75	 Catalog page 73	 Catalog page 73	 Catalog page 75
5"L x 2¾"W, 2¾" base WW201	5"L x 3¼"W, 2¾" base WW203	4"L x 3½"W, 2½" base WW205	5½"L x 3¾"W, 2½" base WW207	3¾"L x 2¾"W, 2¾" base WW251
\$70.00 ea	\$70.00 ea	\$70.00 ea	\$70.00 ea	65.00 ea






 Catalog page 73
7"L x 3¾"W, 2½" base Y10
\$80.00 ea

2" & 2¼" wood and resin

2" & 2¼" decorative resin brackets






 resin bracket, single	 resin bracket, single	 resin bracket, single	 resin bracket, single
Catalog page 76 3½" return, 1"W x 4½"L backplate LFB3 \$45.00 ea	Catalog page 76 3¾" return, 1¼"W x 8½"L backplate DB76 \$75.00 ea	Catalog page 76 3¾" return, 1¼"W x 8½"L backplate DB78 \$75.00 ea	Catalog page 76 3½" return, 2½"W x 2¾" backplate DB80 \$95.00 ea
6" return, 1"W x 4½"L backplate LFB4 \$50.00 ea			

2" brackets

 wood bracket, single	 wood bracket, single	 wood bracket, single	 2" steel inside mount brackets	 2" steel ceiling mount bracket
Catalog page 77 3½" return, 1"W x 4½"L backplate WWB1 \$40.00 ea	Catalog page 77 4" return, 2¾"Dia backplate EB24 \$45.00 ea	Catalog page 77 3¾" return, 1"W x 4½"L backplate CSB1 \$45.00 ea	Catalog page 77 1½"H x 2¾"W backplate, 1"Deep, ¼" thick backplate per bracket TFCS200MIBK \$90.00 pair	Catalog page 77 ¾"W ceiling plate, ¾"H, 3¾" drop TFCS200MCMBK \$50.00 ea
6" return, 1"W x 4½"L backplate WWB2 \$45.00 ea	6½" return, 2¾"Dia backplate EB26 \$50.00 ea	6" return, 1"W x 4½"L backplate CSB2 \$50.00 ea		drop is measured from ceiling to bottom of pole

Bracket return measured from wall to center of cradle.



2¼" brackets

 wood bracket, single	 wood bracket, single	 wood bracket, single	 2¼" steel inside mount brackets	 2¼" steel ceiling mount bracket
Catalog page 77 3½" return, 1"W x 4¾"L backplate 225WB1 \$40.00 ea	Catalog page 77 4" return, 1¾"Dia backplate EB2254 \$45.00 ea	Catalog page 77 3½" return, 1"W x 3½"L backplate 225WCS1 \$45.00 ea	Catalog page 77 1½"H x 2¾"W backplate, 1"Deep, ¼" thick backplate per bracket TFCS214MIBK \$90.00 pair	Catalog page 77 ¾"W ceiling plate, ¾"H, 3¾" drop TFCS214MCMBK \$50.00 ea
6" return, 1"W x 4¾"L backplate 225WB2 \$45.00 ea	7" return, 1¾"Dia backplate EB2256 \$50.00 ea	6" return, 1"W x 3½"L backplate 225WCS2 \$50.00 ea		drop is measured from ceiling to bottom of pole

CAUTION: Bypass brackets do not have full cradles. Standard brackets must be installed at each end to secure pole.

Bracket return measured from wall to center of cradle.

► For custom steel bracket pricing, see page 36: TBKT (T-bracket), DBL1 (double bracket), BL4 (ceiling mount bracket), and FBKT (single bracket).

 2" hinged elbow	 2¼" hinged elbow
4¾"L (3½"L each side when bent), 2½" base TFCR200REL \$55.00 ea	5"L (3¾"L each side when bent), 2½" base TFCR214REL \$55.00 ea

2" & 2¼" steel brackets




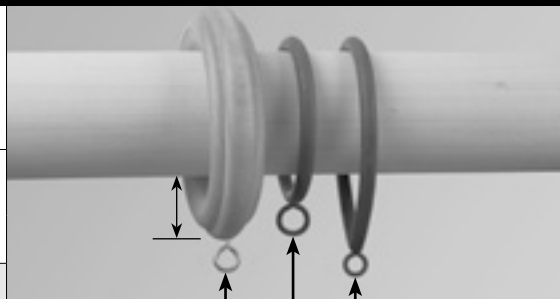
 Catalog page 78 adjustable steel bracket, single	 Catalog page 78 steel bracket, single	 Catalog page 78 steel bracket, single	 Catalog page 78 steel bracket, single	 Catalog page 78 steel eyelet bracket, single
3¾"-5" return, 1"W x 3½"L backplate BKT200-214	3¾" return, ¾"W x 2½"L backplate WL1	3½" return, ¾"W x 4¼"L backplate WL4	3½" return 3½"W x 1½"H backplate CSWB1**	3½" return, 1"W x 3½"L backplate, eyelet 2¾"ID EB7
\$45.00 ea	\$35.00 ea	\$55.00 ea	\$55.00 ea	\$60.00 ea
	6" return, ¾"W x 2½"L backplate WL2	6" return, ¾"W x 4¼"L backplate WL5	6" return, 3½"W x 1½"H backplate CSWB2**	6" return, 1"W x 3½"L backplate, eyelet 2¾"ID EB8
	\$40.00 ea	\$60.00 ea	\$60.00 ea	\$65.00 ea

Bracket return measured from wall to center of cradle.

**Cannot customize.



► For custom steel bracket pricing, see page 36: TBKT (T-bracket), DBL1 (double bracket), BL4 (ceiling mount bracket), and FBKT (single bracket).


2" rings

 Catalog page 79 fluted wood ring 2¼"ID, 3¾"OD WWRG	 Catalog page 79 smooth steel ring 2¼"ID, 2¾"OD SR7	 Catalog page 79 smooth oval steel ring 2¼"ID, 2¾"OD, 3½"L OVL7	 ring drop for 2" pole WWRG 1 1/8" SR7 1/2" OVL7 1 1/4" shown on WWR pole
\$14.00 ea	\$9.00 ea	\$11.00 ea	

2" & 2¼" rings

 Catalog page 79 fluted wood ring 2¾"ID, 4¼"OD 225-RWR	 Catalog page 79 smooth steel ring 2½"ID, 3"OD SR12	 Catalog page 79 smooth oval steel ring 2½"ID, 3¼"OD, 4"L OVL12	 Catalog page 79 hammered steel ring 2½"ID, 3¼"OD HSR2	 Catalog page 79 twisted steel ring 2¾"ID, 3"OD SR5
\$16.00 ea	\$9.00 ea	\$11.00 ea	\$16.00 ea	\$9.00 ea

 Catalog page 79 hammered oval steel ring 2½"ID, 3½"OD, 4"L OVL2	 Catalog page 79 leafy resin ring 3"ID, 4½"OD DRRG3
\$16.00 ea	\$22.00 ea

 ring drop for 2¼" pole 225-RWR 1 1/8" SR12 1/2" OVL12 1 3/4" HSR2 7/8" SR5 3/4" OVL2 1 1/4" DRRG3 1 3/4" shown on 225WS pole						
--	--	--	--	--	--	--

2" & 2¼" wood and resin

2" & 2¼" diameter wood poles

Catalog page 79

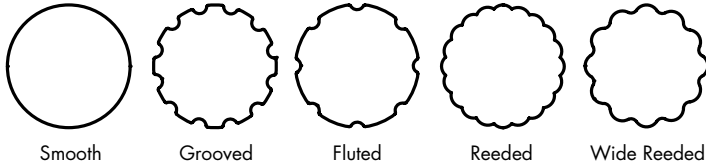
All orders with poles will incur a \$10.00 net packaging fee per order.

Product Information

- Sold in 2 foot increments, 2 foot minimum
- Cut to specified length. Fall off will not be saved or shipped
- Connector screw available for joining two poles for no additional charge
- EZ glide tape included; no charge

Please Specify

- Item number
- Custom pole length
- Finish color
- Connector screw, if needed. *We recommend installing a support bracket at the connection*
- Options, if selected (see below)



Maximum continuous length: 192 inches (16')

Item Number	Profile	2 FT	4 FT	6 FT	8 FT	10 FT	12 FT	14 FT	16 FT	per 2 FT
-------------	---------	------	------	------	------	-------	-------	-------	-------	----------

2" diameter wood poles

WWR	Smooth	\$65.00	\$130.00	\$195.00	\$260.00	\$325.00	\$390.00	\$455.00	\$520.00	\$65.00
2WG	Grooved	\$65.00	\$130.00	\$195.00	\$260.00	\$325.00	\$390.00	\$455.00	\$520.00	\$65.00
WWF	Fluted	\$65.00	\$130.00	\$195.00	\$260.00	\$325.00	\$390.00	\$455.00	\$520.00	\$65.00
2WR	Reeded	\$65.00	\$130.00	\$195.00	\$260.00	\$325.00	\$390.00	\$455.00	\$520.00	\$65.00

2¼" diameter wood poles

225WS	Smooth	\$70.00	\$140.00	\$210.00	\$280.00	\$350.00	\$420.00	\$490.00	\$560.00	\$70.00
225WG	Grooved	\$70.00	\$140.00	\$210.00	\$280.00	\$350.00	\$420.00	\$490.00	\$560.00	\$70.00
225FL	Fluted	\$70.00	\$140.00	\$210.00	\$280.00	\$350.00	\$420.00	\$490.00	\$560.00	\$70.00
225WR	Reeded	\$70.00	\$140.00	\$210.00	\$280.00	\$350.00	\$420.00	\$490.00	\$560.00	\$70.00
225WWR	Wide Reeded	\$70.00	\$140.00	\$210.00	\$280.00	\$350.00	\$420.00	\$490.00	\$560.00	\$70.00







Options


SCREW Pole connector screw	no charge
TFCFEEMITER-EACH Mitered return fee, see page 35	\$80.00 per return
TFCFEEMITER-45 Standard 45° miter cut (for 90° corners), see page 35	\$65.00 per connection
TFCFEEMITER-NON45 Non-45° miter cut (for non-90° corners), see page 35	\$65.00 per connection
TFCFEEWCUT Wood cutting fee for more than one cut, see page 35	\$65.00 per cut



Fascia Options

TFCFEEMITER-EACH Mitered return fee, see page 35	\$80.00 per return
TFCFEEBLEND Fascia blending fee, see page 35	\$108.00 per blend
TFCFEEFASCUT Fascia fabrication fee, see page 35	\$65.00 per fascia


2" & 2¼" wood and resin

batons Catalog page 80		
 steel baton, specify finish, ⅜"Dia		
SBTN	specify length up to 60"	\$50.00 ea
SBTN60	specify length over 60" up to 96"	\$75.00 ea
 fiberglass baton, white only, ⅜"Dia		
FBTN	specify length up to 48"	\$40.00 ea
 acrylic baton, clear only, ⅜"Dia		
ABTN-36	available in 36"	\$40.00 ea
ABTN-48	available in 48"	\$45.00 ea
 wood baton, specify finish, ⅜"Dia		
WBTN	specify length up to 48"	\$50.00 ea
 wood baton, specify finish, ⅝"Dia, handle: 6⅞"L x 1¼"Dia		
EPBTN-1	specify length up to 48"	\$75.00 ea
 wood baton, specify finish, ⅝"Dia, handle: 5¾"L x 1½"Dia		
EPBTN-2	specify length up to 48"	\$75.00 ea

EZ glide tape

½"W
Included with pole order. Allows rings and grommets to slide effortlessly across the drapery rod without damaging the finish.
no charge






2¼" metal band for rosettes	
attach any rosette to the front of a 2¼" pole; rosettes sold separately	
 front view	 side view
Catalog page 80	
2¼"Dia metal band for use with 2¼" pole only	
MB214	
\$30.00 ea	






Installation Tip:













Metal band slides onto pole and is locked in place with set screw. Set screw should be positioned in the front center of pole because it receives the rosette.






3" wood and resin


3" finials				
Catalog page 82	Catalog page 84	Catalog page 83	Catalog page 84	Catalog page 83
				
1½"L x 3¾"W, 3¼" base, wood	3"L x 5½"W, 3½" base	4"L x 4"W, 3⅝" base	8½"L x 6½"W, 3¼" base	7½"L x 4"W x 3¼" base
3EC	3MC11	3R9	3R35	3RF10
\$40.00 ea	\$75.00 ea	\$80.00 ea	\$100.00 ea	\$85.00 ea










Catalog page 84	Catalog page 83	Catalog page 83	Catalog page 84	Catalog page 82
				
11¼"L x 7¼"W, 3⅝" base	7"L x 5¼"W, 3⅝" base	8¼"L x 4½"W, 4" base	8"L x 4½"W, 3½" base	1½"L x 3¾"W, 3⅝" base, wood
3RF20	3RF86	3RY10	3W100	EC300-1
\$90.00 ea	\$85.00 ea	\$90.00 ea	\$90.00 ea	\$55.00 ea

Catalog page 84	Catalog page 82	Catalog page 83	Catalog page 83	Catalog page 83
				
6¼"L x 4¾"W, 3⅝" base	5½"L x 3¾"W, 3¼" base	3⅞"L x 4½"W, 3⅝" base	4½"L x 4¼"W, 3⅝" base, crystal	4½"L x 4¼"W, 3⅝" base
F300-1	F300-2	F300-3	F300-4C	F300-4S
\$80.00 ea	\$80.00 ea	\$85.00 ea	\$140.00 ea	\$80.00 ea

Catalog page 84	Catalog page 83	Catalog page 84	Catalog page 82	Catalog page 82
				
7"L x 4"W, 3¼" base	8½"L x 5¼"W, 3½" base	7¾"L x 7"W, 4" base	3¾"L x 4¼"W, 3⅝" base	5¾"L x 5¼"W, 3¼" base
F513	R369	RD3	TFCR300121	TFCR300124
\$85.00 ea	\$85.00 ea	\$85.00 ea	\$85.00 ea	\$95.00 ea

Catalog page 82	Catalog page 82	Catalog page 82	Catalog page 82	Catalog page 83
				
5¼"L x 5¾"W, 3¼" base	5"L x 6"W, 3¼" base	1¼"L x 3¾"W, 3¼" base	1½"L x 5½"W (3⅞"Sq), 3¼"Sq base	5½"L x 3¾"W, 3¼" base
TFCR300130	TFCR300131	TFCR300190	TFCR300192	WW26-1
\$95.00 ea	\$95.00 ea	\$60.00 ea	\$60.00 ea	\$85.00 ea

Catalog page 83

7½"L x 4⅞"W, 3⅝" base
WW75
\$90.00 ea



3" brackets				
 <p>Catalog page 85</p> <p>resin bracket, single</p>	 <p>Catalog page 85</p> <p>resin bracket, single</p>	 <p>Catalog page 85</p> <p>resin bracket, single</p>	 <p>Catalog page 85</p> <p>wood bracket, single</p>	 <p>Catalog page 85</p> <p>wood bracket, single</p>
<p>4½" return, 1"W x 4¾"L backplate</p> <p>3LFB1</p> <p>\$55.00 ea</p>	<p>4½" return, 2½"W x 2¾"L backplate</p> <p>DB77</p> <p>\$100.00 ea</p>	<p>4½" return, ¾"W x 2¼"L backplate</p> <p>DB79</p> <p>\$100.00 ea</p>	<p>4½" return, 1½"W x 4¾"L backplate</p> <p>3WB1</p> <p>\$45.00 ea</p>	<p>4¾" return, 3½"Dia backplate</p> <p>3EB4</p> <p>\$65.00 ea</p>
<p>6" return, 1"W x 5¼"L backplate</p> <p>3LFB2</p> <p>\$60.00 ea</p>			<p>6" return, 1½"W x 4¾"L backplate</p> <p>3WB2</p> <p>\$50.00 ea</p>	
 <p>Catalog page 85</p> <p>wood bracket, single</p>	 <p>Catalog page 85</p> <p>steel bracket, single</p>	 <p>Catalog page 85</p> <p>steel bracket, single</p>	 <p>Catalog page 85</p> <p>3" hinged elbow</p>	
<p>4½" return, 1½"W x 3¾"L backplate</p> <p>3CSB1</p> <p>\$50.00 ea</p>	<p>3½" return, ¾"W x 2¾"L backplate</p> <p>3L1</p> <p>\$40.00 ea</p>	<p>3¾" return, ¾"W x 3½"L backplate</p> <p>3L5</p> <p>\$60.00 ea</p>	<p>4¾"L (4"L each side when bent), 3" base</p> <p>3-LELB</p> <p>\$80.00 ea</p>	
<p>6" return, 1½"W x 3¾"L backplate</p> <p>3CSB2</p> <p>\$55.00 ea</p>	<p>4½" return, ¾"W x 2¾"L backplate</p> <p>3L2</p> <p>\$40.00 ea</p>	<p>6" return, ¾"W x 4¼"L backplate</p> <p>3L6</p> <p>\$65.00 ea</p>		
	<p>6" return , ¾"W x 2¾"L backplate</p> <p>3L3</p> <p>\$45.00 ea</p>			



Bracket return measured from wall to center of cradle.


► For custom steel bracket pricing, see page 36: TBKT (T-bracket), DBL1 (double rod bracket), BL4 (ceiling mount bracket), and FBKT (single bracket).

3" wood and resin

3" rings

 Catalog page 86	 Catalog page 86
fluted wood ring 3 3/8" ID, 5 1/2" OD	smooth steel ring 3 1/2" ID, 4" OD
WRG3	SR11
\$20.00 ea	\$10.00 ea

 Catalog page 86	 Catalog page 86
hammered steel ring 3 3/8" ID, 4 1/4" OD	leafy resin ring 3 1/2" ID, 5 1/4" OD
HSR3	DRRG4
\$25.00 ea	\$26.00 ea



3" diameter poles

Catalog page 87

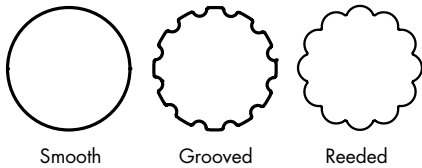
All orders with poles will incur a \$10.00 net packaging fee per order.

Product Information

- Sold in 2 foot increments, 2 foot minimum
- Cut to specified length. Fall off will not be saved or shipped
- Connector screw available for joining two poles for no additional charge
- EZ glide tape included; no charge

Please Specify

- Item number
- Custom pole length
- Finish color or stain
- Connector screw, if needed. *We recommend installing a support bracket at the connection*
- Options, if selected (see below)



Maximum continuous length: 192 inches (16')

Item Number	Profile	2 FT	4 FT	6 FT	8 FT	10 FT	12 FT	14 FT	16 FT	per 2 FT
3SM	Smooth	\$125.00	\$250.00	\$375.00	\$500.00	\$625.00	\$750.00	\$875.00	\$1,000.00	\$125.00
3GR	Grooved	\$125.00	\$250.00	\$375.00	\$500.00	\$625.00	\$750.00	\$875.00	\$1,000.00	\$125.00
3RD	Reeded	\$125.00	\$250.00	\$375.00	\$500.00	\$625.00	\$750.00	\$875.00	\$1,000.00	\$125.00







Options


SCREW Pole connector screw	no charge
TFCFEEMITER-EACH Mitered return fee, see page 35	\$80.00 per return
TFCFEEMITER-45 Standard 45° miter cut (for 90° corners), see page 35	\$65.00 per connection
TFCFEEMITER-NON45 Non-45° miter cut (for non-90° corners), see page 35	\$65.00 per connection
TFCFEWCUT Wood cutting fee for more than one cut, see page 35	\$65.00 per cut

Fascia Options































TFCFEEMITER-EACH Mitered return fee, see page 35	\$80.00 per return
TFCFEEBLEND Fascia blending fee, see page 35	\$108.00 per blend
TFCFEEFASCUT Fascia fabrication fee, see page 35	\$65.00 per fascia

3" wood and resin






batons		Catalog page 87
 <p>steel baton, specify finish, 3/8"Dia</p>		
SBTN	specify length up to 60"	\$50.00 ea
SBTN60	specify length over 60" up to 96"	\$75.00 ea
 <p>fiberglass baton, white only, 3/8"Dia</p>		
FBTN	specify length up to 48"	\$40.00 ea
 <p>acrylic baton, clear only, 5/8"Dia</p>		
ABTN-36	available in 36"	\$40.00 ea
ABTN-48	available in 48"	\$45.00 ea
 <p>wood baton, specify finish, 3/8"Dia</p>		
WBTN	specify length up to 48"	\$50.00 ea
 <p>wood baton, specify finish, 5/8"Dia, handle: 6 1/8"L x 1 1/4"Dia</p>		
EPBTN-1	specify length up to 48"	\$75.00 ea
 <p>wood baton, specify finish, 5/8"Dia, handle: 5 3/4"L x 1 1/2"Dia</p>		
EPBTN-2	specify length up to 48"	\$75.00 ea



EZ glide tape

1/2"W
Included with pole order. Allows rings and grommets to slide effortlessly across the drapery rod without damaging the finish.
no charge

rosettes



rosettes				
				
Catalog page 89	Catalog page 89	Catalog page 90	Catalog page 89	Catalog page 91
2"Dia, brass	1 1/4"Dia, steel	4 1/2"Dia, resin	4 1/4"Dia, resin	5"Dia, resin
EC3	EC4	R-2	R5	R8
\$65.00 ea	\$40.00 ea	\$45.00 ea	\$45.00 ea	\$45.00 ea
				
Catalog page 91	Catalog page 89	Catalog page 89	Catalog page 89	Catalog page 91
4 3/4"Sq , 7"Dia, resin	4"Dia, resin	3 1/2"Dia, resin	3"Dia, steel	4 1/4"Dia, steel
R10	R11	R15	R-16	R-17
\$45.00 ea	\$45.00 ea	\$45.00 ea	\$45.00 ea	\$50.00 ea
				
Catalog page 89	Catalog page 90	Catalog page 90	Catalog page 89	Catalog page 90
3 1/2"Dia, resin	2 7/8"Dia, steel	3 3/4"Dia, steel	3 1/2"Dia, steel	3"Dia, resin
R18	R-21	R-22	R23	R24
\$45.00 ea	\$45.00 ea	\$45.00 ea	\$45.00 ea	\$45.00 ea
				
Catalog page 90	Catalog page 90	Catalog page 90	Catalog page 91	Catalog page 91
3"Dia, resin	3"Dia, resin	4 1/2"Dia, resin	5 1/2"Dia, brass	5 1/2"Dia, steel
R64	R65	R73	R101	R-107
\$45.00 ea	\$45.00 ea	\$45.00 ea	\$60.00 ea	\$60.00 ea
				
Catalog page 89	Catalog page 89	Catalog page 89	Catalog page 90	Catalog page 89
2 3/4"Dia, resin	4 1/8"Dia, resin	1 1/2"Dia, resin	4 1/4"Dia, resin	3 3/8"Dia, resin
REC73	REP1	RF4	RMC11	RMC13
\$45.00 ea	\$45.00 ea	\$35.00 ea	\$45.00 ea	\$45.00 ea
				
Catalog page 90	Catalog page 90	Catalog page 90	Catalog page 91	Catalog page 91
3 3/4"Dia, crystal	3 3/4"Dia, resin	4"Dia, resin	5"Dia, resin	5 1/2"Dia, resin
ROS-1C	ROS-1S	ROS-2	ROS-3	ROS-4
\$70.00 ea	\$50.00 ea	\$50.00 ea	\$50.00 ea	\$50.00 ea

rosettes




 Catalog page 91	 Catalog page 90	 Catalog page 90	 Catalog page 89	 Catalog page 89
6"Dia, resin ROS-5	3"Sq, 4¼"Diagonal, crystal ROS-6C	3"Sq, 4¼"Diagonal, resin ROS-6S	1 ¼"Dia, steel R-RND	2"Dia, steel SEC-2
80.00 ea	\$70.00 ea	\$50.00 ea	\$25.00 ea	\$40.00 ea

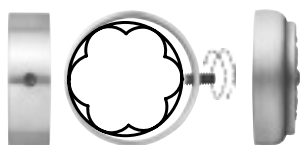
 Catalog page 89	 Catalog page 89
1 ¼"Dia, steel SEC-125	4 ¼"Dia, wood WR30
\$35.00 ea	\$50.00 ea

metal bands for rosettes

 Catalog page 92	
attaches rosette to front of pole	
1"Dia metal band for use with 1" pole MB100	
\$20.00 ea	
1 ¾"Dia metal band for use with 1 ¾" pole MB138	
\$25.00 ea	
2 ¼"Dia metal band for use with 2 ¼" pole MB214	
\$30.00 ea	





rosette posts & brackets

 Catalog page 92	 Catalog page 92	 Catalog page 92
steel posts	wood posts	steel brackets
2 ½" projection NBL2	2 ½" projection WTBS2	2 ½" projection BL2
\$20.00 ea	\$30.00 ea	\$7.00 ea
3 ½" projection NBL4	4 ¼" projection WTBS4	3 ½" projection BL3
\$20.00 ea	\$30.00 ea	\$7.00 ea
6" projection NBL6	6" projection WTBS6	6" projection BL6
\$20.00 ea	\$30.00 ea	\$7.00 ea





Attach any rosette to the front of a pole. Metal band slides onto pole and is locked in place with set screw. Set screw should be positioned in the front center of pole because it receives the rosette. Rosettes sold separately.

tiebacks

tiebacks			
 Catalog page 93	 Catalog page 93	 Catalog page 93	 Catalog page 93
9½"L x 5" projection STBA7	10"L x 4¼"W STB	4½"L x 1¼" projection TTBH-1	3½"L x 1¼" projection TTBH-2
\$70.00 ea	\$45.00 ea	\$45.00 ea	\$55.00 ea

►specify left or right (shown)

custom steel tiebacks	
 Catalog page 93	 Catalog page 93
6"L back arm x 4½"L front arm, 4½" projection TBA	8"L back arm x 8"L front arm, 6½" projection STBA1
\$35.00 ea	\$125.00 ea






Shown L651 rosette, tip mount
Rosettes sold separately.

Shown with R73 rosette, face mount
Rosettes sold separately.

Attach finial or rosette of choice to face or tip of STBA1 or TBA. Add the following upCharge. *Finials and rosettes sold separately.*

TFCFEE-DRILL Drill and tap fee (for any finial or rosette)	\$15.00 ea
TFCFEE-SWELD Spot weld fee (for steel finial or rosette only)	\$15.00 ea
Screw on tip mount	no charge

specify if "face" mount or "tip" mount

standard crests				
Attach to pole with L-bracket or attach to wall with custom H-bracket.				
Catalog page 94	Catalog page 94	Catalog page 94	Catalog page 94	Catalog page 94
				
20"W x 8¾"H	23¾"W x 9"H	26¼"W x 7½"H	16½"W x 7½"H	27½"W x 15¼"H
C1	C2	C6	C7	C8
\$95.00 ea	\$125.00 ea	\$95.00 ea	\$95.00 ea	\$125.00 ea

standard crest installation methods

Pole Mount

L-bracket attaches standard crest to top of pole.
 Note: L-bracket included with standard crest.

Custom Wall Mount

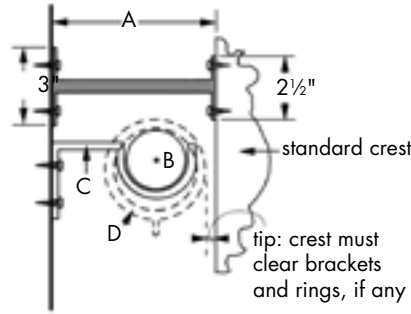
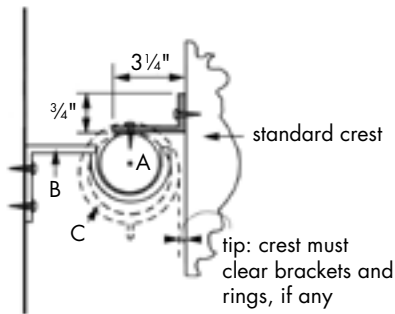
custom H-bracket attaches crest to wall independently of drapery hardware.

Traverse Fascia Mount

required crest block attaches crest to corded or motorized traverse with fascia.

HBKT Custom h-bracket	\$60.00 ea
-----------------------	------------

Crest block	\$25.00 ea
-------------	------------



please specify:

- A. pole size and profile.
- B. bracket and return (distance from wall to center of cradle).
- C. ring, if any.



please specify:

- A. return (distance from wall to back of crest)
- if crest is being installed with drapery hardware, please also specify:
- B. pole size and profile.
 - C. pole bracket and return (distance from wall to center of cradle).
 - D. ring, if any.

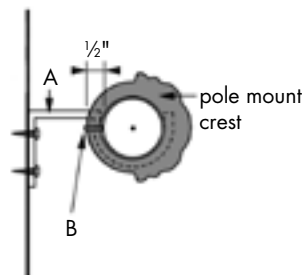
please note:
 Attaching fabric panels to the standard crest is not advised. All fabric treatments, whether swags or drapery panels, need to be installed independently of the custom H-bracket, as it is only meant to hold the weight of a standard crest.

TFCFEE-CBKT Custom bracket modifications fee for brackets over 8"	\$25.00 ea
---	------------

pole mount crests slide onto pole; cannot be wall mounted

Catalog page 94	Catalog page 94
	
14¾"W x 6"H pole mount only	10¾"W x 4¼"H pole mount only
C3	C4
\$125.00 ea	\$95.00 ea

pole mount crest installation method
 pole mount crest slides onto pole



Set screw (B) holds crest in place. Be sure the return (distance from wall to center of cradle) on your pole brackets (A) allow the back of the crest to clear the wall and other objects.

please note:

- pole brackets (A) cannot be installed where the pole mount crest is positioned (if center support bracket is needed, it will be to the side(s) of the crest).
- rings will not fit behind pole mount crest.

hand-draw or motorized traverse systems

traverse systems coordinated color chart

Finish Name	Finish Code	Track and Bracket Colors	Maximum Continuous Fascia Length
2018 NEW FINISHES			
Charred Toasted Oak	800	Bronze	16'
Bronzed Ore	810	Bronze	16'
Sea Salt Black	820	Bronze	16'
Driftwood	830	White	16'
White with Gold Accents	840	White	16'
Soft Brass	850	Antique Gold	16'
Grayed Brass	860	Bronze	16'
Chalet Gray	870	White	16'
Parchment	880	White	16'
Warm Walnut	890	Bronze	16'
STANDARD FINISHES			
Gilded Red	600	Antique Gold	16'
Cobalt Bronze	610	Bronze	16'
Weathered Iron	620	Bronze	16'
Ash Gray	630	White	16'
Oil Rubbed Bronze	640	Bronze	16'
Hickory	650	Bronze	16'
Antique White	660	White	16'
Espresso	670	Bronze	16'
Aged Gold	680	Antique Gold	16'
Champagne	690	Bronze	16'
Graphite	700	Bronze	16'
Tarnished Silver	710	Bronze	16'
Tawny Oak	720	Antique Gold	16'
Rose Gold	730	Bronze	16'
Smoky Mocha	740	Bronze	16'
Polished Gold	750	Antique Gold	16'
Rustic Iron	760	Antique Gold	16'
Bronze Patina	770	Bronze	16'
Hazelwood	780	Bronze	16'
Vintage Bronze	790	Bronze	16'
Bronze	105	Bronze	16'
Bronze with Gold	106	Bronze	16'
Bronze with Gold and Gray	107	Bronze	16'
Flat Black	109	Bronze	16'
Flat Black with Gold	110	Bronze	16'
Silver with Gold	112	Antique Gold	16'
Walnut Gold	117	Antique Gold	16'
Dark Walnut Gloss with Gold	126	Bronze	16'
Antique Steel	129	Bronze	16'
Antique Steel with Black Highlights	129B	Bronze	16'
Gray with Gold	150	Antique Gold	16'
Antique	155	Antique Gold	16'
Walnut Gold with Gray Accents	200	Antique Gold	16'
Walnut	240	Bronze	16'
Platinum	250	Bronze	16'
Platinum with Black Highlights	250B	Bronze	16'
Mahogany Rust	270	Bronze	16'
Pewter	320	Bronze	16'
Bronze with Black	330	Bronze	16'
Statuary Bronze with Gold	350G	Bronze	16'

Based on your specified finish we supply track and brackets that best match the finish on your fascia. Please refer to the Finish Reference Guide to the left. If you order a custom match finish, please specify your track color.

Components are included in the per foot track price, as listed in the Retail Price List. Components will match the track color when applicable (see chart at bottom of page).

Standard glides are 4 per foot. Standard brackets are 2 end brackets with 1 support bracket for every 3-4 feet of track.

Wood pole profiles available in 1 7/8", 2", 2 1/4" and 3" diameters can be used as fascia.

Spliced fascia will be cut at a 45° angle for an obscure splice upon request.

Spliced fascia can be blended for an additional fee (see pages 62, 68). Blended fascia will be properly connected and shipped in one continuous length.

COMPONENT COLORS

Components include: glides, master carriers, and drive gears/end pulleys.

	hand-draw		motorized	
	light duty	heavy duty	BTX	Somfy
ANTIQUÉ GOLD			•	
BRONZE	•		•	
WHITE	•	•	•	•

C-ring glides are available only in Bronze

Please Note: BTX DC motor is always white; Somfy Glydea™ motor is always silver.

light duty traverse systems

Corded or Baton Draw, Pinch Pleat only.

Single Traverse System

- coordinates with all fascia profiles or available with no fascia
- standard single brackets are adjustable: 3 1/2" - 4 1/2" return
- 6" return bracket may be substituted at no charge
- custom ceiling mount brackets for systems with fascia available for an additional charge
- batons and finials sold separately
- c-rings available for 2", 2 1/4" and 3" diameter round fascia systems without mitered returns; sold separately



Double Traverse System

Back track available with or without wood fascia. Back track shown with fascia and end caps.

- coordinates with all fascia profiles or available with no fascia
- standard double brackets are adjustable: 2 1/2" - 3 1/2" back track and 5 1/2" - 6 1/4" front track return
- custom ceiling mount brackets for systems with fascia available for an additional charge
- batons and finials sold separately
- c-rings available on front track for 2", 2 1/4" and 3" diameter round fascia systems without mitered returns; sold separately



Single or Double Traverse System with Mitered Returns

Back track available with or without wood fascia. Finials and c-rings are not available with this option.

- coordinates with all fascia profiles
- standard single brackets are adjustable: 3 1/2" - 4 1/2" return
- standard double brackets are adjustable: 2 1/2" - 3 1/2" on back track and 5 1/2" - 6 1/4" on front track return
- custom ceiling mount brackets for systems with fascia available for an additional charge
- batons sold separately
- mitered returns sold separately



Stationary Front Pole with Back Traverse System

2", 2 1/4", and 3" wood poles can be used. Shown with custom traverse brackets. Back track available with or without wood fascia. Back track shown with fascia and end caps.

- traverse system coordinates with all 2", 2 1/4" and 3" round fascia profiles; flat and slim fascia may not be used
- coordinates with 2", 2 1/4" and 3" poles for stationary front pole
- stationary front pole and TBKT214-L or TBKT300-L bracket must be ordered separately
- returns need to be specified for front pole and back traversing track
- batons and finials sold separately
- rings are available for front pole and are sold separately



light duty traverse systems

single light duty traverse system

Catalog pages 95-97

Orders with traverse systems up to 16' will incur a \$10 packaging fee, over 16' will incur a \$25 packaging fee.

Product Information

- Single light duty traverse system price includes: traverse track, 2 adjustable end brackets, an additional adjustable bracket every 3-4 feet, and 4 glides per foot.
- Sold in 2 foot increments, 4 foot minimum.
- Cut to specified length. Fall off will not be saved or shipped.
- Track maximum length up to 240" (20 ft.)
- Track and matching brackets available in antique gold, bronze or white.
- Glides available in bronze or white.
- Center or one-way draw available.
- Fascia, if selected, in 1 7/8" slim round, 2", 2 1/4" or 3" round wood profiles available up to 192". 2 1/4" flat fascia is available up to 144". Fascia is installed directly onto front of

traverse system track. Fascia over 16 feet will be spliced.

- 1 7/8" slim round and 2 1/4" flat smooth fascia do not accept finials. Not available for back fascia on Double Systems or Double System with Back Traverse and Stationary Pole in Front.

Please Specify

- Item number for track or track with wood fascia.
- Track length (track and fascia are the same length).
- Track and matching bracket color (if not specified, we will select color to match fascia finish).
- Bracket return: 3 1/2" or 6" (adjustable, see page 63 for details).
- Cord location: right or left.

- Draw: center, one-way stack right or one-way stack left.
- Number of glides if different than 4 per foot.
- Cord drop (standard is 120"). Additional length available upon request.
- Finish name and number for fascia, if selected.

Options

- Custom ceiling mount bracket page 63.
- Additional brackets page 63.
- 3 1/2" or 6" mitered return(s) see below.
- Standard splices and blended splices for fascia over 16', see below.

Additional Traversing Configurations

Pricing for Double Systems and other configurations are based on Single System pricing. See page 63 for details.

Item #	Descriptions	4 FT	6 FT	8 FT	10 FT	12 FT	14 FT	16 FT	per 2 FT
--------	--------------	------	------	------	-------	-------	-------	-------	----------

single light duty traverse without wood fascia (includes track, components, and your choice of HDTB35-L or HDTB-L traverse brackets)

TTRACK	Traverse Track with No Fascia	\$150	\$225	\$300	\$375	\$450	\$525	\$600	\$75
--------	-------------------------------	-------	-------	-------	-------	-------	-------	-------	------

single light duty traverse with 1 7/8" slim round smooth profile (includes track, components, and your choice of HDTB35-L or HDTB-L traverse brackets)

TSRWP	Traverse Track with Slim Round Fascia	\$350	\$525	\$700	\$875	\$1,050	\$1,225	\$1,400	\$175
-------	---------------------------------------	-------	-------	-------	-------	---------	---------	---------	-------

single light duty traverse with 2 1/4" flat smooth profile (includes track, components, and your choice of HDTB35-L or HDTB-L traverse brackets)

TFSWP	Traverse Track with Flat Smooth Fascia	\$350	\$525	\$700	\$875	\$1,050	\$1,225*	\$1,400*	\$175
-------	--	-------	-------	-------	-------	---------	----------	----------	-------

*2 1/4" flat fascia will be spliced for lengths over 144"; blended fascia available. Sold separately. See below.

2" single light duty traverse with wood fascia (includes track, components, and your choice of HDTB35-L or HDTB-L traverse brackets)

TGWP	Traverse Track with Grooved Fascia	\$350	\$525	\$700	\$875	\$1,050	\$1,225	\$1,400	\$175
TFWP	Traverse Track with Fluted Fascia	\$350	\$525	\$700	\$875	\$1,050	\$1,225	\$1,400	\$175
TRWP	Traverse Track with Reeded Fascia	\$350	\$525	\$700	\$875	\$1,050	\$1,225	\$1,400	\$175
TSWP	Traverse Track with Smooth Fascia	\$350	\$525	\$700	\$875	\$1,050	\$1,225	\$1,400	\$175

2 1/4" single light duty traverse with wood fascia (includes track, components, and your choice of HDTB35-L or HDTB-L traverse brackets)

225TG	Traverse Track with Grooved Fascia	\$360	\$540	\$720	\$900	\$1,080	\$1,260	\$1,440	\$180
225FLT	Traverse Track with Fluted Fascia	\$360	\$540	\$720	\$900	\$1,080	\$1,260	\$1,440	\$180
225RT	Traverse Track with Reeded Fascia	\$360	\$540	\$720	\$900	\$1,080	\$1,260	\$1,440	\$180
225TS	Traverse Track with Smooth Fascia	\$360	\$540	\$720	\$900	\$1,080	\$1,260	\$1,440	\$180
225WWRT	Traverse Track with Wide Reeded Fascia	\$360	\$540	\$720	\$900	\$1,080	\$1,260	\$1,440	\$180

3" single light duty traverse with wood fascia (includes track, components, and your choice of HDTB35-L or HDTB-L traverse brackets)

3TVRGR	Traverse Track with Grooved Fascia	\$450	\$675	\$900	\$1,125	\$1,350	\$1,575	\$1,800	\$225
3TVRR	Traverse Track with Reeded Fascia	\$450	\$675	\$900	\$1,125	\$1,350	\$1,575	\$1,800	\$225
3TVRS	Traverse Track with Smooth Fascia	\$450	\$675	\$900	\$1,125	\$1,350	\$1,575	\$1,800	\$225

additional light duty traverse fees

- TFCFEEMITER-EACH: Wood fascia mitered return: **\$80.00 per return**
- TFCFEEMITER-45: Wood fascia mitered cut: **\$65.00 per connection** 45° angle (90° corner)
- TFCFEEMITER-NON45: Wood fascia mitered cut: **\$65.00 per connection** non-45° angle (non-90° corner)
- Standard 45° fascia splice: **no charge**
- TFCFEEBLEND: Blended fascia splice: **\$108.00 per blend**
- TFCFEEFASCUT: Fascia fabrication fee: **\$65.00 per fascia** (if ordering fascia alone, order full pole and specify fascia fabrication)
- TFCFEERESTRING: Restringing fee: **\$100.00 per track**

additional light duty traverse system configurations

HOW TO ORDER

Double Light Duty Traverse System with or without Wood Fascia on Front and Back Track

- Price: 1 Single Traverse System - front (priced with or without 1/2 round fascia)
 +1 Single Traverse System - back (priced with or without 1/4 round fascia, no c-rings)
 HDTB-L Double Traverse brackets included in system price
 + Finials and c-rings, if any (sold separately) c-rings front only.

Order 2 Single Traverse Systems, 1 of which MUST be noted as the back track in order to receive the Double brackets.

Light Duty Traverse System with Mitered Return(s)

- Single Price: 1 Single Traverse System (priced with 1/2 round fascia, no c-rings)
 HDTB35-L or HDTB-L Single Traverse brackets included in system price
 + \$80.00 per 3 1/2" or 6" mitered fascia return

Order 1 Single Traverse System. Specify 3 1/2" or 6" mitered fascia returns.

- Double Price: 1 Single Traverse System - front (priced with 1/2 round fascia, no c-rings)
 + \$80.00 per 6" mitered fascia return
 +1 Single Traverse System - back (priced with or without 1/4 round fascia, no c-rings)
 HDTB-L Double Traverse brackets included in system price

Order 2 Single Traverse Systems, 1 of which MUST be noted as the back track. The front track MUST be specified with 6" mitered fascia returns.

Single Light Duty Traverse System with or without Wood Fascia on Back Track with Stationary Pole on Front

- Price: 1 Single Traverse System - back (priced with or without 1/4 round fascia)
 +1 2", 2 1/4", or 3" Full Pole - front (sold separately)
 + Custom Traverse Brackets, finials, and rings (sold separately)

Order 1 Single Traverse System which MUST be noted as the back track. Must order Custom Traverse Brackets separately.

light duty traverse accessories

Catalog page 97



HDTB35-L HDTB10-L HDTB-L



HDTB35-L

steel traverse bracket, single adjustable 3 1/2"-4 1/2" return, 2 3/4"H x 1 1/2"W backplate

\$25.00 ea

HDTB10-L

steel custom bracket, single or double 4 1/2"H x 1 1/2"W backplate. specify return up to 10"

\$40.00 ea

HDTB-L

steel traverse bracket, double, can be used for single 6" return. adjustable 5 1/2"-6 1/4" front return, adjustable 2 1/2"-3 1/2" back return, 3 3/8"H x 1 1/2"W backplate

\$40.00 ea

CMBC-L

light duty traverse ceiling mount bracket clip, single 1/4"H x 2 1/8" Deep, 7/8"W for track-only system without fascia for double ceiling mount installation, install two individual brackets into ceiling

\$20.00 ea

CMTB-L

steel custom ceiling bracket, single 2 3/4"H x 1 1/2"W backplate specify drop: contingent upon whether c-rings are used and which fascia or finials are chosen for double ceiling mount installation, install two individual brackets into ceiling

\$60.00 ea

TBKT214-L

- 3 1/2"H x 3/4"W backplate, 7 7/8" front return and 3" back track return*
 - use to combine 2" or 2 1/4" full wood pole with single traverse systems
 - includes traverse ceiling mount bracket attached onto the bottom of the over-bracket
- *custom returns available, poles sold separately

\$70.00 ea

TBKT300-L

- 3 1/2"H x 3/4"W backplate, 8 3/4" front return and 3" back track return*
 - use to combine 3" full wood pole with single traverse systems
 - includes traverse ceiling mount bracket attached onto the bottom of the over-bracket
- *custom returns available, poles sold separately

\$70.00 ea

light duty traverse systems

light duty traverse accessories

Catalog page 97



pinch pleat master carriers

- multi-wheel design for smooth movement
- corded or baton draw
- left and right
- white or bronze

\$20.00 ea



light duty pinch pleat glide

white or bronze

\$3.00 ea



225CR

wood traverse c-ring
2½"ID, 4⅞"OD
use with 2" or 2¼"Dia round wood fascia

\$15.00 ea



3CR

wood traverse c-ring
3⅜"ID, 5"OD
use with 3"Dia round wood fascia

\$20.00 ea

additional light duty traverse information

BRACKETS AND PINCH PLEAT GLIDES
quantity per system

	6'	7'	8'	9'	10'	11'	12'	13'	14'	15'	16'
pinch pleat glides	24	28	32	36	40	44	48	52	56	60	64
brackets (HDTB35-L or HDTB-L)	3	3	4	4	4	5	5	5	6	6	6

light duty glides are 4 per foot
light duty brackets are 1 every 3-4 feet

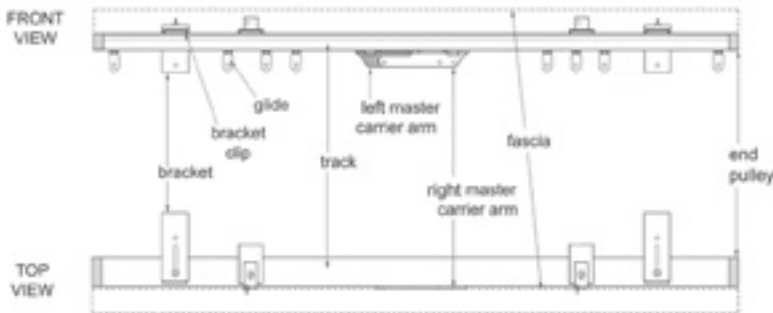
COMPONENT COLORS

	White	Bronze	Antique Gold
Track	•	•	•
Brackets	•	•	•
Glides	•	•	

C-ring glides are available only in Bronze

LIGHT DUTY TRAVERSE SYSTEM

includes 1 track, components, your choice of HDTB35-L or HDTB-L brackets, and fascia when applicable. Pricing for Double Systems and other configurations are based on Single System pricing.



ANSI Standards: Child Safety Warning Tags



ANSI Standard 100.1: Safety of Corded Window Coverings
Requires warning tags for child safety on all interior drapery hardware and window covering products that incorporate cords, bead chains, cord shrouds or any type of flexible loop control device in their operation INCLUDING sales collateral materials.

LIGHT DUTY STACK BACK CALCULATION (each drapery panel)

Light Duty pinch pleat NO RINGS: master carrier + (# glides on panel x .5") + 1" = stack per drapery panel

Light Duty pinch pleat WITH RINGS: master carrier + (# glides on panel x .75") + 1" = stack per drapery panel

EX: Light Duty pinch pleat NO RINGS, 10ft. center draw (standard 4 glides per ft.)

4" + [(40/2) glides on panel x .5"] + 1" = 1.5" stack back, per drapery panel BEFORE drapery fabric is installed

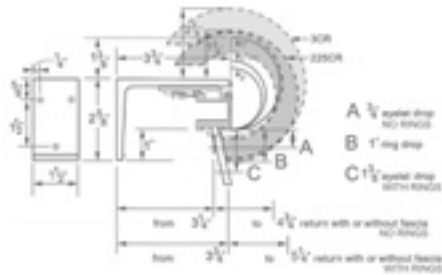
Please note: Calculations result in Stack Back Width BEFORE drapery fabric is installed. Stack back width will increase once draperies are installed. Factors such as thickness of drapery fabric, type of drapery pleat, and fullness of treatment affect the final stack back width. Please consult your workroom to determine your final stack back based on your draperies.

master carriers and glides for light duty traverse brackets

wall mount brackets

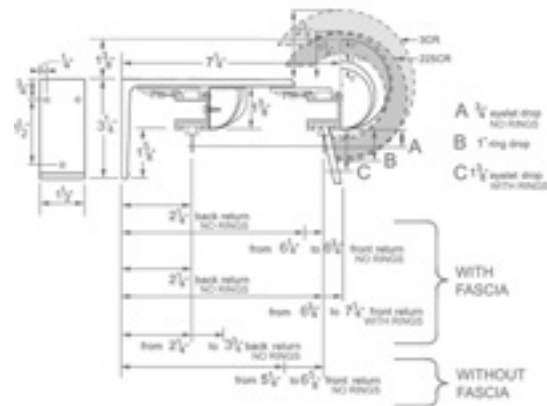
Single Light Duty Bracket (HDTB35-L)

Available in White, Bronze or Antique Gold



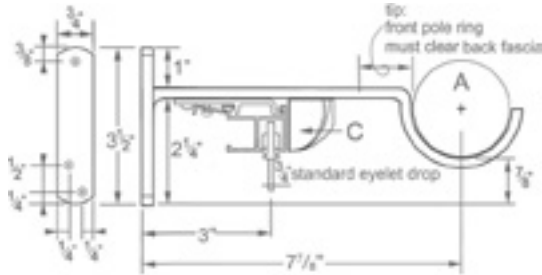
Double Light Duty Bracket (HDTB-L)

Available in White, Bronze or Antique Gold



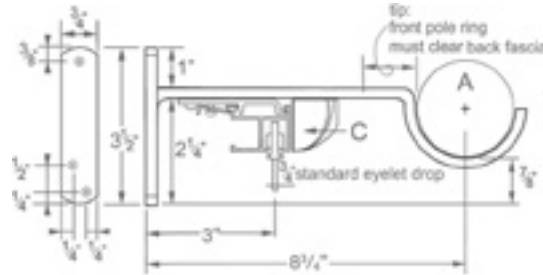
Custom Traverse Bracket (TBKT214-L)

Available in any TFC painted finish. Sold separately. Use with Single Track.



Custom Traverse Bracket (TBKT300-L)

Available in any TFC painted finish. Sold separately. Use with Single Track.



This bracket allows stationary panels on a full 2", 2 1/4" or 3"D wood pole in front of a single traverse track.

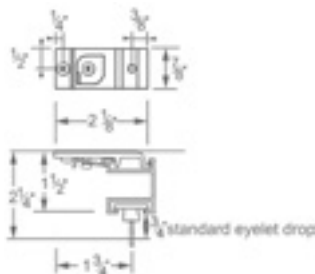
Optional back fascia will be attached directly to track. Diagram depicts ensemble when back fascia is desired.

ceiling mount bracket

Please note: only Custom Ceiling Mount Bracket will accommodate fascia and finials.

Light Duty Ceiling Mount Bracket (CMBC-L)

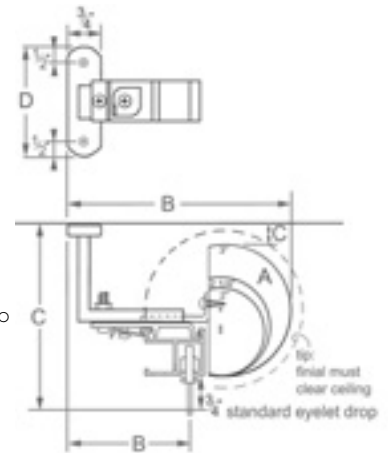
Available in Silver



Custom Ceiling Mount Bracket (CMTB-L)

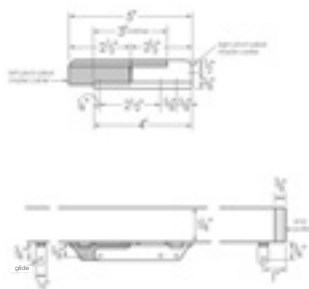
Available in any TFC painted finish. Sold separately.

- When ordering, specify:
- A. fascia diameter and profile
 - B. projection to carrier and/or to front of fascia.
 - C. drop from ceiling to carrier eyelet and/or from ceiling to top of fascia (tip: finial must clear ceiling).
 - D. width of mounting plate if longer than 2 1/2".

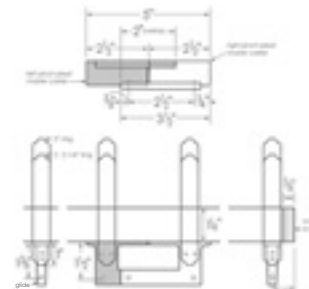


carriers for light duty traverse systems

pinch pleat master carriers and glides-no rings



pinch pleat master carriers and glides-with c-rings





Light Duty Traverse Order Form

PO #

Side Mark

Ship via

Company Information				Shipping Information			
Company Name	Acct #			Company Name	Acct #		
Contact Person	Street Address			Contact Person	Street Address		
City	State	ZIP		City	State	ZIP	
Email	Phone			Email	Phone		
Phone	Fax			Phone	Fax		

LIGHT DUTY TRAVERSE SYSTEMS - Consult Price List for detailed specifications.
 Specified custom cut length indicates fascia length. For mitered returns, custom cut length indicates fascia length from outside corner to outside corner of fascia.

Item #	Fascia Type	System Length (per 2')	Cut Length	Fascia Finish Code	Bracket Preference	Draw Preference One-Way	Cord Location	Cord Length (standard 120")	Baton Draw Option*	Carrier pinch pleat	Qty	Price per Unit	Subtotal
						<input type="checkbox"/> L <input type="checkbox"/> R	<input type="checkbox"/> L <input type="checkbox"/> R						
						<input type="checkbox"/> L <input type="checkbox"/> R	<input type="checkbox"/> L <input type="checkbox"/> R						
						<input type="checkbox"/> L <input type="checkbox"/> R	<input type="checkbox"/> L <input type="checkbox"/> R						
						<input type="checkbox"/> L <input type="checkbox"/> R	<input type="checkbox"/> L <input type="checkbox"/> R						

LIGHT DUTY TRAVERSE COORDINATING ACCESSORIES AND ADDITIONAL FEES
 Order finials, mitered returns, c-rings and accessories here.

Item #	Finish Code	Description	Qty	Price per Unit	Subtotal

Additional Information

Quantity included per set based on cut track length	4'	5'	6'	7'	8'	9'	10'	11'	12'	13'	14'	15'	16'	17'	18'	19'	20'
Pinch Pleat Glides [4 per foot, includes master carriers (2) & end caps (2)]	16	20	24	28	32	36	40	44	48	52	56	60	64	68	72	76	80
Brackets (1 per every 3-4 feet)	2	3	3	3	4	4	4	5	5	5	6	6	6	7	7	7	8

* Baton draw option available; batons sold separately

Special Instructions

Corded or Baton Draw, Pinch Pleat or Ripplefold.

Single Traverse System

C-rings are not available with this option.


- coordinates with all fascia profiles or available with no fascia
- standard single brackets are adjustable: 3 1/2" - 4 1/2" return
- 6" return bracket may be substituted at no charge
- custom ceiling mount brackets for systems with fascia available for an additional charge
- batons and finials sold separately



Double Traverse System

Back track available with or without wood fascia. Back track shown with fascia and end caps. C-rings are not available with this option.

- coordinates with all fascia profiles or available with no fascia
- standard double brackets are adjustable: 2 1/2" - 3 1/2" back track and 5 1/2" - 6 1/4" front track return
- custom ceiling mount brackets for systems with fascia available for an additional charge
- batons and finials sold separately



Single or Double Traverse System with Mitered Returns

Back track available with or without wood fascia. Finials and c-rings are not available with this option.

- coordinates with all fascia profiles
- standard single brackets are adjustable: 3 1/2" - 4 1/2" return.
- standard double brackets are adjustable: 2 1/2" - 3 1/2" on back track and 5 1/2" - 6 1/4" on front track return
- custom ceiling mount brackets for systems with fascia available for an additional charge
- batons sold separately
- mitered returns sold separately



Stationary Front Pole with Back Traverse System

2", 2 1/4", and 3" wood poles can be used. Shown with custom traverse brackets. Back track available with or without wood fascia. Back track shown with fascia and end caps.

- traverse system coordinates with all 2", 2 1/4" and 3" round fascia profiles; flat and slim fascia may not be used
- coordinates with 2", 2 1/4" and 3" poles for stationary front pole
- stationary front pole and TBKT214-H or TBKT300-H bracket must be ordered separately
- returns need to be specified for front pole and back traversing track
- batons and finials sold separately
- rings are available for front pole and are sold separately



heavy duty traverse systems

heavy duty traverse system

Catalog pages 98-101

Orders with traverse systems up to 16' will incur a \$10 packaging fee, over 16' will incur a \$25 packaging fee.

Product Information

- Single heavy duty traverse system price includes: traversing track, 2 adjustable end brackets, an additional adjustable bracket every 3-4 feet, and 4 glides per foot.
- Sold in 2 foot increments, 4 foot minimum.
- Cut to specified length. Fall off will not be saved or shipped.
- Track maximum length up to 240" (20 ft.).
- Track and matching bracket available in antique gold, bronze or white.
- Glides and end pulleys available in white only.
- Center or one-way draw available.
- Fascia, if selected, in 1 7/8" slim round, 2", 2 1/4" or 3" round wood profiles available up to 192". 2 1/4" flat fascia is available up to 144". Fascia is installed directly onto front of traverse system

track. Fascia over 16 feet will be spliced.

- 1 7/8" slim round and 2 1/4" flat smooth fascia do not accept finials. Not available for back fascia on Double Systems or Double System with Back Traverse and Stationary Pole in Front.

Please Specify

- Item number for track or track with wood fascia.
- Track length (track and fascia are the same length).
- Track and matching bracket color (if not specified, we will select color to match fascia finish).
- Bracket return: 3 1/2" or 6" (adjustable, see page 69 for details).
- Cord location: right or left.
- Draw: center, one-way stack right or one-way stack left.

- Number of glides if different than 4 per foot.
- Pinch pleat or Ripplefold carriers.
- Cord drop (standard is 120"). Additional length available upon request
- Finish name and number for fascia, if selected.

Options

- Custom ceiling mount bracket page 69.
- Additional brackets page 69.
- 3 1/2" or 6" mitered return(s) see below.
- Standard splices and blended splices for fascia over 16', see below.

Additional Traversing Configurations

Pricing for Double Systems and other configurations are based on Single System pricing. See page 63 for details.

Item #	Descriptions	4 FT	6 FT	8 FT	10 FT	12 FT	14 FT	16 FT	per 2 FT
--------	--------------	------	------	------	-------	-------	-------	-------	----------

single heavy duty traverse without wood fascia (includes track, components, and your choice of HDTB35-H or HDTB-H traverse brackets)

BBRACK	Traverse Track with No Fascia	\$230	\$345	\$460	\$575	\$690	\$805	\$920	\$115
--------	-------------------------------	-------	-------	-------	-------	-------	-------	-------	-------

single heavy duty traverse with 1 7/8" slim round smooth fascia (includes track, components, and your choice of HDTB35-H or HDTB-H traverse brackets)

TSRWPBB	Traverse Track with Slim Round Fascia	\$430	\$645	\$860	\$1,075	\$1,290	\$1,505*	\$1,720*	\$215
---------	---------------------------------------	-------	-------	-------	---------	---------	----------	----------	-------

*2 1/4" flat fascia will be spliced for lengths over 144"; blended fascia available. Sold separately. See below.

single heavy duty traverse with 2 1/4" flat smooth fascia (includes track, components, and your choice of HDTB35-H or HDTB-H traverse brackets)

TFSWPBB	Traverse Track with Flat Smooth Fascia	\$430	\$645	\$860	\$1,075	\$1,290	\$1,505*	\$1,720*	\$215
---------	--	-------	-------	-------	---------	---------	----------	----------	-------

2" single heavy duty traverse with wood fascia (includes track, components, and your choice of HDTB35-H or HDTB-H traverse brackets)

TGWPBB	Traverse Track with Grooved Fascia	\$430	\$645	\$860	\$1,075	\$1,290	\$1,505	\$1,720	\$215
TFWPBB	Traverse Track with Fluted Fascia	\$430	\$645	\$860	\$1,075	\$1,290	\$1,505	\$1,720	\$215
TRWPBB	Traverse Track with Reeded Fascia	\$430	\$645	\$860	\$1,075	\$1,290	\$1,505	\$1,720	\$215
TSWPBB	Traverse Track with Smooth Fascia	\$430	\$645	\$860	\$1,075	\$1,290	\$1,505	\$1,720	\$215

2 1/4" single heavy duty traverse with wood fascia (includes track, components, and your choice of HDTB35-H or HDTB-H traverse brackets)

225TGBB	Traverse Track with Grooved Fascia	\$440	\$660	\$880	\$1,100	\$1,320	\$1,540	\$1,760	\$220
225FLTBB	Traverse Track with Fluted Fascia	\$440	\$660	\$880	\$1,100	\$1,320	\$1,540	\$1,760	\$220
225RTBB	Traverse Track with Reeded Fascia	\$440	\$660	\$880	\$1,100	\$1,320	\$1,540	\$1,760	\$220
225TSBB	Traverse Track with Smooth Fascia	\$440	\$660	\$880	\$1,100	\$1,320	\$1,540	\$1,760	\$220
225WVRTBB	Traverse Track with Wide Reeded Fascia	\$440	\$660	\$880	\$1,100	\$1,320	\$1,540	\$1,760	\$220

3" single heavy duty traverse with wood fascia (includes track, components, and your choice of HDTB35-H or HDTB-H traverse brackets)

3TVRGRBB	Traverse Track with Grooved Fascia	\$530	\$795	\$1,060	\$1,325	\$1,590	\$1,855	\$2,120	\$265
3TVRRBB	Traverse Track with Reeded Fascia	\$530	\$795	\$1,060	\$1,325	\$1,590	\$1,855	\$2,120	\$265
3TVRSBB	Traverse Track with Smooth Fascia	\$530	\$795	\$1,060	\$1,325	\$1,590	\$1,855	\$2,120	\$265

additional heavy duty traverse fees

- TFCFEEMITER-EACH: Wood fascia mitered return: **\$80.00 per return**
- TFCFEEMITER-45: Wood fascia mitered cut: **\$65.00 per connection** 45° angle (90° corner)
- TFCFEEMITER-NON45: Wood fascia mitered cut: **\$65.00 per connection** non-45° angle (non-90° corner)
- Standard 45° fascia splice: **no charge**
- TFCFEEBLEND: Blended fascia splice: **\$108.00 per blend**
- TFCFEEFASCUT: Fascia fabrication fee: **\$65.00 per fascia** (if ordering fascia alone, order full pole and specify fascia fabrication)
- TFCFEERESTRING: Restringing fee: **\$100.00 per track**

additional heavy duty traverse system configurations

HOW TO ORDER

Double Heavy Duty Traverse System with or without Wood Fascia on Front and Back Track

Price:	1	Single Traverse System - front (priced with or without 1/2 round fascia)
	+1	Single Traverse System - back (priced with or without 1/4 round fascia, no c-rings) HDTB-H Double Traverse brackets included in system price
	+	Finials, if any (sold separately).

Order 2 Single Traverse Systems, 1 of which **MUST** be noted as the back track in order to receive the Double brackets.

Heavy Duty Traverse System with Mitered Return(s)

Single Price:	1	Single Traverse System (priced with 1/2 round fascia, no c-rings) HDTB35-H or HDTB-H Single Traverse brackets included in system price
	+	\$80.00 per 3 1/2" or 6" mitered fascia return

Order 1 Single Traverse System.
Specify 3 1/2" or 6" mitered fascia returns.

Double Price:	1	Single Traverse System - front (priced with 1/2 round fascia, no c-rings)
	+	\$80.00 per 6" mitered fascia return
	+1	Single Traverse System - back (priced with or without 1/4 round fascia, no c-rings) HDTB-H Double Traverse brackets included in system price

Order 2 Single Traverse Systems, 1 of which **MUST** be noted as the back track. The front track **MUST** be specified with 6" mitered fascia returns.

Single Heavy Duty Traverse System with or without Wood Fascia on Back Track with Stationary Pole on Front

Price:	1	Single Traverse System - back (priced with or without 1/4 round fascia)
	+1	2", 2 1/4", or 3" Full Pole - front (sold separately)
	+	Custom Traverse Brackets, finials, and rings (sold separately)

Order 1 Single Traverse System which **MUST** be noted as the back track. Must order Custom Traverse Brackets separately.

heavy duty traverse accessories

Catalog pages 100-101



HDTB35-H HDTB10-H HDTB-H



HDTB35-H	steel traverse bracket, single adjustable 3 1/2"-4 1/2" return, 2 3/4"H x 1 1/2"W backplate	\$25.00 ea
HDTB10-H	steel custom bracket, single or double 4 1/2"H x 1 1/2"W backplate. specify return up to 10"	\$40.00 ea
HDTB-H	steel traverse bracket, double, can be used for single 6" return. adjustable 5 1/2"-6 1/4" front return, adjustable 2 1/2"-3 1/2" back return, 3 3/8"H x 1 1/2"W backplate	\$40.00 ea
CMBC-H	heavy duty traverse ceiling mount bracket clip, single 3/8"H x 2 5/8" Deep, 7/8"W for track-only system without fascia <i>for double ceiling mount installation, install two individual brackets into ceiling</i>	\$20.00 ea
CMTB-H	steel custom ceiling bracket, single 2 3/4"H x 1 1/2"W backplate <i>specify drop: contingent upon which fascia or finials are chosen for double ceiling mount installation, install two individual brackets into ceiling</i>	\$60.00 ea
TBKT214-H	<ul style="list-style-type: none"> 3 1/2"H x 3/4"W backplate, 7 7/8" front return and 3" back track return* use to combine 2" or 2 1/4" full wood pole with single traverse systems includes traverse ceiling mount bracket attached onto the bottom of the over-bracket <i>*custom returns available, poles sold separately</i>	\$70.00 ea
TBKT300-H	<ul style="list-style-type: none"> 3 1/2"H x 3/4"W backplate, 8 3/4" front return and 3" back track return* use to combine 3" full wood pole with single traverse systems includes traverse ceiling mount bracket attached onto the bottom of the over-bracket <i>*custom returns available, poles sold separately</i>	\$70.00 ea

heavy duty traverse systems

heavy duty traverse accessories

Catalog pages 100-101



pinch pleat master carriers

- stainless steel overlap arms
- multi-wheel design for smooth movement
- corded or baton draw
- left and right
- available in white

\$20.00 ea



Ripplefold overlap master carriers

- stainless steel overlap arms with snaps to accept Ripplefold tape
- multi-wheel design for smooth movement
- overlap master carriers come standard unless otherwise specified
- corded or baton draw
- left and right
- available in white

\$20.00 ea



Ripplefold butt master carriers

- snaps to accept Ripplefold tape
- multi-wheel design for smooth movement
- butt master carriers do not overlap, allowing some light to filter between draperies on center draw treatments
- butt master carriers must be specified for substitution
- corded or baton draw
- left and right
- available in white

\$20.00 ea



fascia clip

use to attach fascia to traverse systems; included

\$20.00 ea



heavy duty ball bearing pinch pleat glide

- ball bearing wheel for smooth movement
- available in white

\$3.00 ea



Ripplefold glide

- Ripplefold glides with detachable pendants
- 60%, 80%, 100% and 120% fullness available
please specify fullness on order
- available in white

\$3.00 ea

additional heavy duty traverse information

BRACKETS AND PINCH PLEAT GLIDES

quantity per system

	6'	7'	8'	9'	10'	11'	12'	13'	14'	15'	16'
pinch pleat glides	24	28	32	36	40	44	48	52	56	60	64
brackets (HDTB35-H or HDTB-H)	3	3	4	4	4	5	5	5	6	6	6

heavy duty glides are 4 per foot
heavy duty brackets are 1 every 3-4 feet

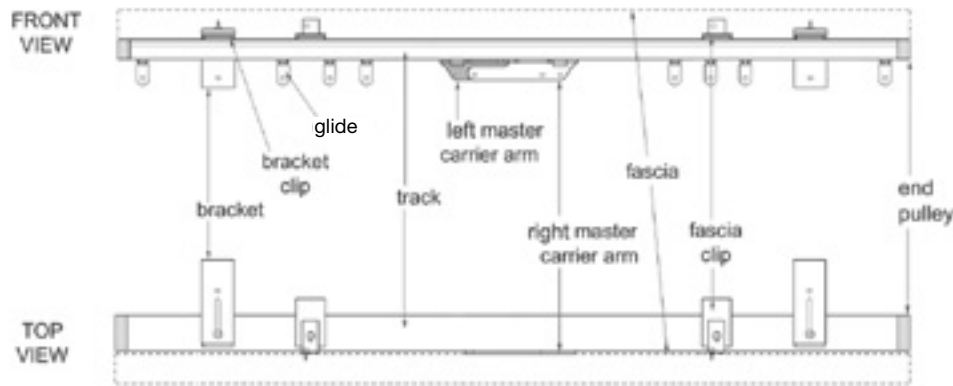
COMPONENT COLORS

	White	Bronze	Antique Gold
Track	•	•	•
Brackets	•	•	•
Glides	•		

heavy duty traverse brackets

HEAVY DUTY TRAVERSE SYSTEM

includes 1 track, components, your choice of HDTB35-H or HDTB-H brackets, and fascia with fascia clips when applicable. Pricing for Double Systems and other configurations are based on Single System pricing.



HEAVY DUTY STACK BACK CALCULATION (each drapery panel)

Heavy Duty pinch pleat: master carrier + (# glides on panel x .75") + 2.75" = stack per drapery panel

Heavy Duty Ripplefold*: master carrier + (# glides on panel x .625") + 2.75" = stack per drapery panel

*note: number of glides on panel depends on which fullness of Ripplefold tape being used. Consult your workroom for quantity.

EX: Heavy Duty pinch pleat, 20ft. one-way draw (standard 4 glides per ft.)

$$4.25" + [80 \text{ glides on panel} \times .75"] + 2.75" = 67" \text{ stack back, per drapery panel BEFORE drapery fabric is installed}$$

Please note: Calculations result in Stack Back Width BEFORE drapery fabric is installed. Stack back width will increase once draperies are installed. Factors such as thickness of drapery fabric, type of drapery pleat, and fullness of treatment affect the final stack back width. Please consult your workroom to determine your final stack back based on your draperies.

ANSI Standards: Child Safety Warning Tags

The image shows two versions of a warning tag. The left tag is in English and the right tag is in Spanish. Both tags feature a warning symbol (a triangle with an exclamation mark) and text about child safety for corded window coverings. The English tag reads: "WARNING Window Blind Cord Can STRANGLE Your Child". The Spanish tag reads: "ADVERTENCIA Las cuerdas de la persiana pueden ESTRANGULAR a su niño".

ANSI Standard 100.1: Safety of Corded Window Coverings

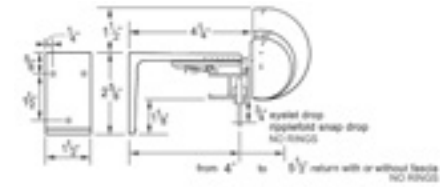
Requires warning tags for child safety on all interior drapery hardware and window covering products that incorporate cords, bead chains, cord shrouds or any type of flexible loop control device in their operation INCLUDING sales collateral materials.

heavy duty traverse brackets

wall mount brackets

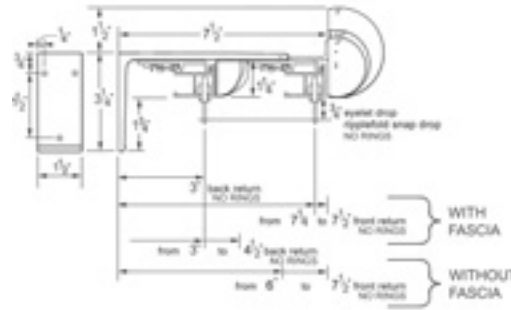
Single Heavy Duty Corded Bracket (HDTB35-H)

Available in White, Bronze or Antique Gold



Double Heavy Duty Corded Bracket (HDTB-H)

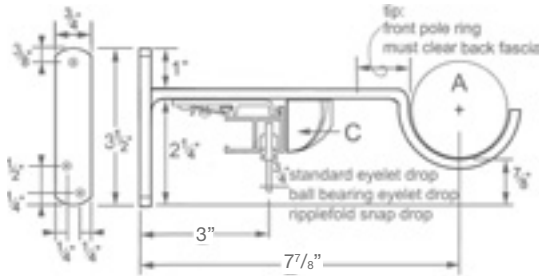
Available in White, Bronze or Antique Gold



Custom Traverse Bracket (TBKT214-H)

Available in any TFC painted finish. Sold separately.

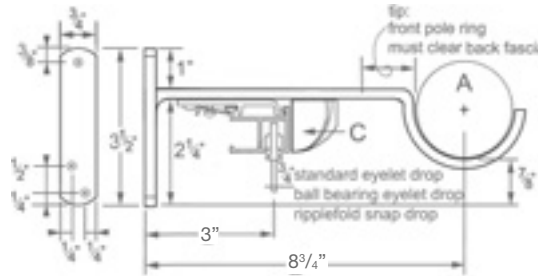
Use with Single Corded Track.



Custom Traverse Bracket (TBKT300-H)

Available in any TFC painted finish. Sold separately.

Use with Single Corded Track.



This bracket allows stationary panels on a full 2", 2 1/4" or 3"D wood pole in front of a single corded traverse track.

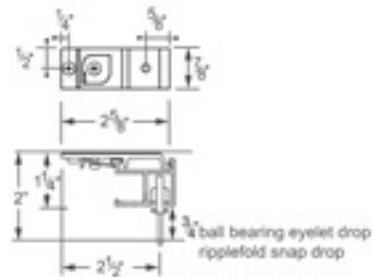
Optional back fascia will be clipped to track. Diagram depicts ensemble when back fascia is desired.

ceiling mount bracket

Please note: only Custom Ceiling Mount Bracket will accommodate fascia and finials.

Heavy Duty Ceiling Mount Bracket (CMBC-H)

Available in Silver

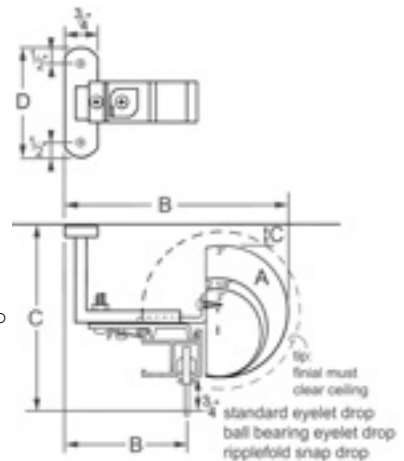


Custom Ceiling Mount Bracket (CMTB-H)

Available in any TFC painted finish. Sold separately.

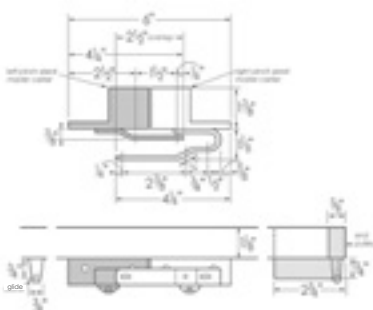
When ordering, specify:

- A. fascia diameter and profile
- B. projection to carrier and/or to front of fascia.
- C. drop from ceiling to carrier eyelet and/or from ceiling to top of fascia (tip: finial must clear ceiling).
- D. width of mounting plate if longer than 2 1/2".

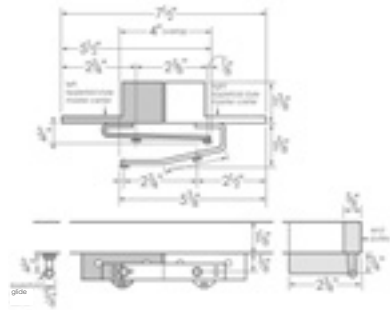


carriers for heavy duty traverse systems

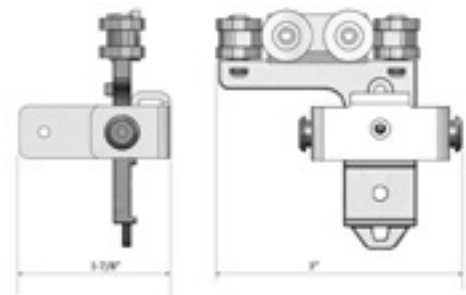
pinch pleat carriers



ripplefold carriers



heavy duty butt master carriers





Heavy Duty Traverse Order Form

PO # _____ Side Mark _____ Ship via _____

Company Information		Shipping Information	
Company Name	Acct #	Company Name	Acct #
Contact Person		Contact Person	
Street Address		Street Address	
City	State ZIP	City	State ZIP
Email		Email	
Phone	Fax	Phone	Fax

HEAVY-DUTY BALL BEARING TRAVERSE SYSTEMS - Consult Price List for detailed specifications.
 Specified custom cut length indicates fascia length; For mitered returns, custom cut length indicates fascia length from outside corner to outside corner of fascia.

Item #	Fascia Type	System Length (per 2')	Custom Cut Length	Fascia Finish Code	Bracket Preference	Draw Preference Center	One-Way	Cord Location	Cord Length (standard 120")	Baton Draw Option*	Carrier pinch pleat OR Ripplefold® style*	Qty	Price per Unit	Subtotal
						<input type="checkbox"/> L <input type="checkbox"/> R	<input type="checkbox"/> L <input type="checkbox"/> R	<input type="checkbox"/> L <input type="checkbox"/> R						
						<input type="checkbox"/> L <input type="checkbox"/> R	<input type="checkbox"/> L <input type="checkbox"/> R	<input type="checkbox"/> L <input type="checkbox"/> R						
						<input type="checkbox"/> L <input type="checkbox"/> R	<input type="checkbox"/> L <input type="checkbox"/> R	<input type="checkbox"/> L <input type="checkbox"/> R						
						<input type="checkbox"/> L <input type="checkbox"/> R	<input type="checkbox"/> L <input type="checkbox"/> R	<input type="checkbox"/> L <input type="checkbox"/> R						

HEAVY-DUTY BALL BEARING TRAVERSE COORDINATING ACCESSORIES AND ADDITIONAL FEES
 Order finials, mitered returns, and accessories here.

Item #	Finish Code	Description	Qty	Price per Unit	Subtotal

Additional Information

Quantity included per set based on cut track length	4'	5'	6'	7'	8'	9'	10'	11'	12'	13'	14'	15'	16'	17'	18'	19'	20'
Pinch Pleat Glides [4 per foot, includes master carriers (2) & end caps (2)]	16	20	24	28	32	36	40	44	48	52	56	60	64	68	72	76	80
Brackets (1 per every 3-4 feet)	2	3	3	3	4	4	4	5	5	5	6	6	6	7	7	7	8

* Baton draw option available; batons sold separately.

Special Instructions

* When ordering Ripplefold carriers, answer these questions:
 1. Select Ripplefold fullness: 60% 80% 100% 120%
 2. Select Ripplefold masters: Overlap Butt Master

- Recommended for windows where optimal function and light control are desired
- Available in all profiles for 1 $\frac{7}{8}$ ", 2", 2 $\frac{1}{4}$ " and 3" diameter fascias or without a wood fascia
- Available with Somfy and BTX motors
- Pinch Pleat or Ripplefold roller carriers in 80%, 100% and 120% fullness
- Center or one-way draw

Configurations

Single Traverse System with Fascia



Double Traverse System with Fascia (front and back option shown)




Single Traverse System with Mitered Return Fascia



Double Traverse System with Mitered Return Fascia



Single Traverse System without Fascia



Double Traverse System without Fascia



Somfy motorized traverse systems

Pinch Pleat or Ripplefold

INCLUDED IN SYSTEM: SOMFY® MOTORIZED TRAVERSE TRACK WITH MOTOR AND REMOTE



Somfy motorized track

- track sold in 1 foot increments, 6' minimum
- maximum continuous length is 20'; spliced lengths up to 36'
- includes one motor, standard remote control 5-channel transmitter per track, and fascia with fascia clips when applicable
- available in antique gold, bronze or white; track finish will complement fascia finish
- end drive gears in white only
- may be ordered with or without fascia
- curved tracks available with minimum 11.8" radius; curving fees apply

Somfy Glydea® 35e motor

- light duty motor; 1 per track
- maximum drapery weight for light duty motor: 77 lbs
- maximum length for light duty motor: 32'
- 110V Power Supply cord with plug: 120" cord length
- motor can be mounted on left or right for center draw, or top mounted
- return hooks/snaps included; white
- brushed aluminum finish
- 5 year warranty on motor



Somfy Glydea® standard remote control transmitter

(multi-channel hand held remote)

- 5 1/4"H x 1 5/8"W
- 1 remote control per track
- 5 channels
- programmable My Position to set your favorite drapery position
- white

Somfy Glydea® 60e motor

- heavy duty motor, 1 per track
- maximum drapery weight for heavy duty motor: 132 lbs
- maximum length for heavy duty motor: 36'
- 110V Power Supply cord with plug: 120" cord length
- motor can be mounted on left or right for center draw, or top mounted
- return hooks/snaps included; white
- brushed aluminum finish
- 5 year warranty on motor

Be sure to select the best motor for your window treatment. Use the Motor Weight Capacity chart below to determine which motor best accommodates your length of track and your drapery weight. The System Features chart on the opposite page lists the varied functions of each motor.

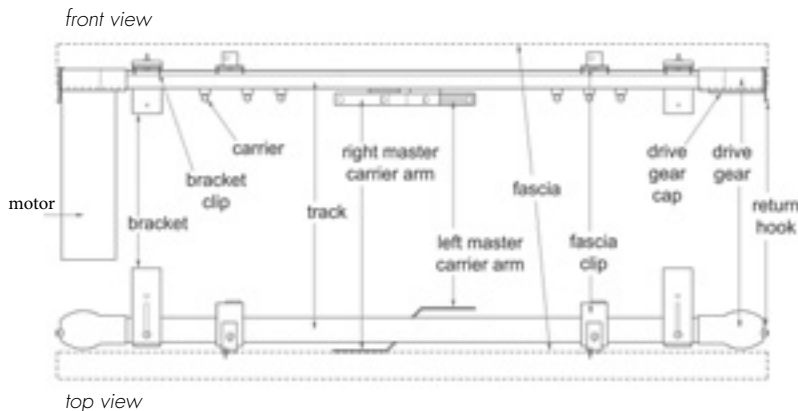
Motor Weight Capacity

Motor	maximum drapery weight per total length of system (lbs)												
	18' or less	20'	22'	24'	26'	28'	30'	32'	34'	36'	38'	40'	
Standard Glydea™ 35	77	77	77	77	77	77	77	77	-	-	-	-	
Heavy Duty Glydea™ 60e	132	132	132	132	132	132	132	132	132	132	-	-	

Note: Capacity ratings are based on internal system friction only. External loads caused by fabric friction, drag, or obstructions will adversely affect pulling capacity or stop motor due to resistance. **Curving:** System curves reduce maximum drapery weight capacity by a minimum of 15% per bend. Please call us regarding weight capacity for your curved track. **Maximum System Lengths:** If you need more than the maximum spliced length for a system, two one-way systems can butt against each other behind fascia. Must be specified on your order form. An additional arm component is needed to create an overlap between the two individual systems; sold separately.

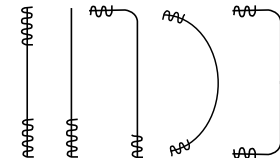
Motorized Traverse System

includes 1 motor with power supply (1 per track), track(s) with components, brackets, and 1 standard transmitter (1 per track), and fascia with fascia clips when applicable. Somfy transformers are within the Somfy motor housing.



Single and Double without Fascia can be curved for an additional fee:

Somfy Glydea™



Please note: Somfy Glydea™ systems can be curved with a minimum 11.8" radius. All curves require a template. **Curving track reduces weight capacity of motor. Please refer to motor specifications above.**

Somfy motorized traverse systems

System Features	Somfy Glydea™ Motors	
	Standard	Heavy Duty
System Features	Glydea™ 35	Glydea™ 60e
center draw or one-way draw available	X	X
Bronze or Antique Gold track available	X	X
Bronze or Antique Gold components* available		
White track available	X	X
White components* available	X	X
track maximum length	32'	36'
maximum number of track splices	1	1
minimum curving radius	11.8" (30 CM)	11.8" (30 CM)
White, Bronze or Antique Gold wall mount brackets (sgl & dbl)	X	X
Bronze or Antique Gold standard ceiling mount bracket		
White standard ceiling mount bracket	X	X
Motor Features	Glydea™ 35	Glydea™ 60e
motor cord length as purchased	120"	120"
touch motion		X
manual override	X	X
soft start	X	X
soft stop		X
speed control and adjustment		X
average linear speed	7.8" (20cm)/sec	4.9" (12.5cm) - 7.8" (20cm)/sec
motor automatically stops when system reaches fully open or fully closed position	X	X
adjustable limits		X
intermediate position		My Position
motorized track noise level	50 dB	44 dB
maximum weight	77 lbs / 20 ft	132 lbs / 20 ft
tandem maximum weight	n/a	220 lbs / 20 ft
motor unit can be installed on either end of track	X	X
inverse mounting of motor	X	X
factory reset	X	X
Control Options	Glydea™ 35	Glydea™ 60e
timer control	X	X
sun control	X	X
3 normally open dry contacts	X	X
2 normally open dry contacts	X	X
2 normally open dry contact sequencing mode	X	X
dry contact individual and group master control	X	X
digital technology	RS485 interface	
Solar Power		
Installation Features	Glydea™ 35	Glydea™ 60e
programming buttons on motor unit	X	X
power supply	120V	
amperage	0.5A	1A
power consumption	60 W	120 W
power cable type	3-wire cable	3-wire cable
control connector type	RJ-12	RJ-12
DCT control circuit voltage	3.3 VDC	3.3 VDC
certifications	c TUV us, CCC, CE	
Standard Accessories included with system	Glydea™ 35	Glydea™ 60e
5 channel transmitter (remote control; white)	X	X
6 channel transmitter (remote control; white)		
Carrier Features	Glydea™ 35	Glydea™ 60e
Bronze or Antique Gold pinch pleat glides		
White pinch pleat glides	X	X
White Ripplefold glides compatible with Graber® Rollpleat tape (choose 80%, 100%, or 120% fullness)		
White Ripplefold glides compatible with Kirsch Ripplefold tape (choose 80%, 100%, or 120% fullness)	X	X

*components include: glides, master carriers, drive gears, return hooks and fascia clips **maximum allowable charging current

Additional Controls and Accessories

can be ordered at additional cost



Somfy Wireless Wall Switches
single to 5 channel



Somfy Table Top Accessory case for wireless wall switch



Somfy Transmitter single channel



Tellis 16 RTS 16 channel



Somfy myLink control your window coverings with a smartphone or tablet

Somfy motorized traverse systems

Somfy motorized traverse accessories

Catalog pages 104-105



HDTB35-S HDTB10-S HDTB-S

HDTB35-S	steel traverse bracket, single adjustable 3½"-4½" return, 2¾"H x 1½"W backplate	\$25.00 ea
-----------------	---	------------

HDTB10-S	steel custom bracket, single or double 4½"H x 1½"W backplate. specify return up to 10"	\$40.00 ea
-----------------	--	------------

HDTB-S	steel traverse bracket, double, can be used for single 6" return. adjustable 5½"-6¼" front return, adjustable 2½"-3½" back return, 3⅜"H x 1½"W backplate	\$40.00 ea
---------------	--	------------



CMBC-S	<ul style="list-style-type: none"> • ½"H x 2"Deep x 1"W • available in white • may only be used in systems without fascia • single bracket; may be substituted in single or double systems <p><i>for double ceiling mount installation, install two individual brackets into ceiling</i></p>	\$20.00 ea
---------------	--	------------



Somfy fascia clip	use to attach fascia to traverse systems; included	\$20.00 ea
--------------------------	--	------------



CMTB-S	<p>steel custom ceiling bracket, single 2¾"H x 1½"W backplate</p> <p><i>specify drop: contingent upon which fascia or finials are chosen</i></p> <p><i>for double ceiling mount installation, install two individual brackets into ceiling</i></p>	\$60.00 ea
---------------	--	------------



TBKT214-S	<ul style="list-style-type: none"> • 3½"H x ¾"W backplate, 7⅞" front return and 3" back track return* • use to combine 2" or 2¼" full wood pole with single traverse systems • includes traverse ceiling mount bracket attached onto the bottom of the over-bracket <p><i>*custom returns available, poles sold separately</i></p>	\$70.00 ea
------------------	---	------------



TBKT300-S	<ul style="list-style-type: none"> • 3½"H x ¾"W backplate, 8¾" front return and 3" back track return* • use to combine 3" full wood pole with single traverse systems • includes traverse ceiling mount bracket attached onto the bottom of the over-bracket <p><i>*custom returns available, poles sold separately</i></p>	\$70.00 ea
------------------	--	------------



Somfy pinch pleat or Ripplefold master carrier for one-way or center draw	<ul style="list-style-type: none"> • for use with one-way or center draw • pinch pleat or Ripplefold • stainless steel 	\$20.00 ea
--	---	------------



Somfy Ripplefold butt master carrier for one-way draw	<ul style="list-style-type: none"> • for use with one-way opening draperies • Ripplefold only • stainless steel 	\$20.00 ea
--	--	------------



Somfy Ripplefold butt master carrier for center draw	<ul style="list-style-type: none"> • stainless steel arms with snaps to accept Ripplefold tape • for use with center opening draperies • butt master carriers do not overlap, allowing some light to filter between draperies on center draw treatments 	\$20.00 ea
---	--	------------



Somfy standard pinch pleat glide

- ball bearing wheel for smooth movement
- included in system; additional glides may be ordered separately
- available in white

\$3.00 ea



Somfy Ripplefold glide

- snap accepts Ripplefold tape and swivels to create fold
- 80%, 100% and 120% fullness available
specify fullness on order
- available in white

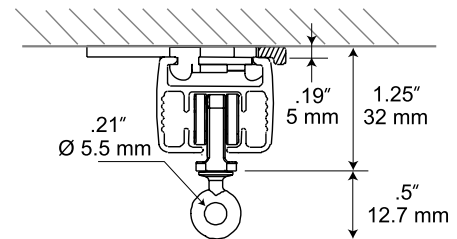
\$3.00 ea

Somfy Pinch Pleat Carrier



Somfy pinch pleat glide

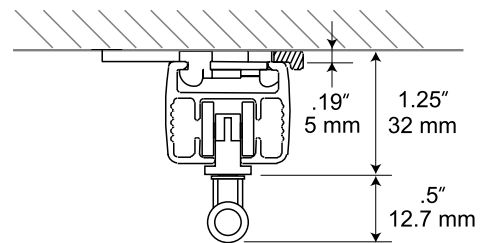
4 per foot, unless otherwise specified



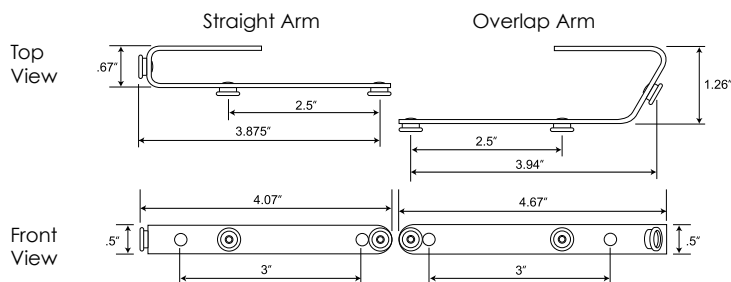
Somfy Ripplefold Carrier



Somfy Ripplefold glide



Somfy Pinch Pleat or Ripplefold Master Carrier



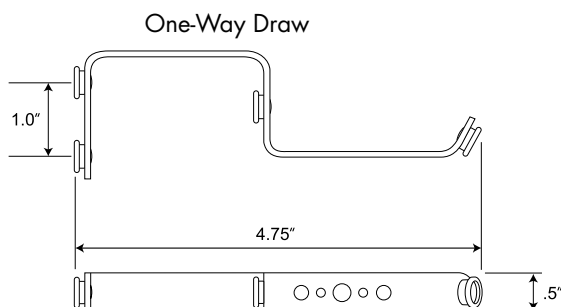
Ripplefold carriers

- 80% carrier fullness: $2\frac{3}{8}$ " spacing
- 100% carrier fullness: $2\frac{1}{8}$ " spacing
- 120% carrier fullness: $1\frac{7}{8}$ " spacing
- Snap tape: $4\frac{1}{4}$ " spacing
- Snap tape not included with system

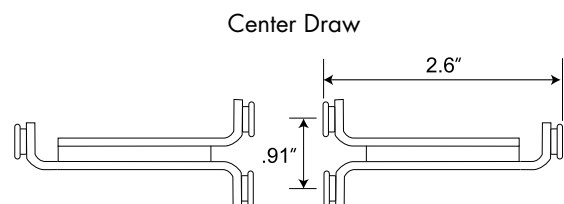
IMPORTANT: Drapery workroom must apply specific snap tape to drapery panel when using Ripplefold carriers.

Somfy Glydea™ Ripplefold carriers are only compatible with Kirsch Ripplefold snap tape. Other brand tapes are NOT COMPATIBLE with the Somfy Glydea™ Motorized system.

Somfy Ripplefold Butt Master Carrier



Somfy Ripplefold Butt Master Carrier



Somfy motorized traverse systems

Somfy Motorized Traverse Pricing

Item #	Name	Color	Price
--------	------	-------	-------

Somfy Motors

1001615	Somfy Glydea™ 35 Std Motor		\$985.00
1001617	Somfy Glydea™ 60e Heavy Duty Motor		\$1,200.00

* Transformers are included

Item #	Name	Color	Price
--------	------	-------	-------

Somfy Accessories

Transmitters/Devices

1810633	Standard Transmitter-5 channel	White	\$225.00
1810652	Transmitter-5 channel	Black	\$325.00
1810632	Transmitter-1 channel	White	\$175.00
1810650	Transmitter-1 channel	Black	\$260.00
1811081	Tellis 16 RTS-16 channel	White	\$685.00
1810897	Wireless Wall Switch-1 channel	White	\$385.00
1810898	Wireless Wall Switch-1 channel	Ivory	\$385.00
1810899	Wireless Wall Switch-1 channel	Black	\$440.00
1810813	Wireless Wall Switch-5 channel	White	\$400.00
1810814	Wireless Wall Switch-5 channel	Ivory	\$400.00
1810830	Wireless Wall Switch-5 channel	Black	\$465.00
1811185	Table Top Accessory *	White	\$120.00
1811051	Table Top Accessory *	Black	\$120.00

* use with Wireless Wall Switch

Programmable Timers

9013707	Sunis Indoor Sun Control	Almond	\$590.00
1811403	Somfy myLink™	Net Pricing	\$199.00

Item #	Name	Color	Price
--------	------	-------	-------

Somfy Additional Options, Upgrades & Fees

TFCFEEMITER-EACH	Wood fascia mitered return		\$80.00 per return
TFCFEEBLEND	Blended fascia splice		\$108.00 per blend
TFCFEECURVE	Curving fee (templates must be provided)	Net Pricing	\$175.00
	Handling and Crating fee for curved tracks	Net Pricing	\$75.00

Orders with Somfy motorized traverse systems will incur a \$25 packaging fee.

Available in all profiles for 1 7/8", 2", 2 1/4" and 3" diameter fascias or without a wood fascia

Item #	Name
--------	------

Motorized Traverse System with Wood Fascia

Single Track System with Wood Fascia
for 1 7/8" slim, 2 1/4" flat smooth, 2" and 2 1/4" round

STRACK-F2S	Somfy Glydea™ 35 Std Motor
	Somfy Glydea™ 60e Heavy Duty Motor

Double Track Systems with Wood Fascia Front Only
for 1 7/8" slim, 2 1/4" flat smooth, 2" and 2 1/4" round

STRACK-F2DF	Somfy Glydea™ 35 Std Motor
	Somfy Glydea™ 60e Heavy Duty Motor

Double Track System with Wood Fascia Front and Back
for 2" and 2 1/4" round

STRACK-F2DFB	Somfy Glydea™ 35 Std Motor
	Somfy Glydea™ 60e Heavy Duty Motor

Single Track System with Wood Fascia
for 3" round

STRACK-F3S	Somfy Glydea™ 35 Std Motor
	Somfy Glydea™ 60e Heavy Duty Motor

Double Track System with Wood Fascia Front Only
for 3" round

STRACK-F3DF	Somfy Glydea™ 35 Std Motor
	Somfy Glydea™ 60e Heavy Duty Motor

Double Track System with Wood Fascia Front and Back
for 3" round

STRACK-F3DFB	Somfy Glydea™ 35 Std Motor
	Somfy Glydea™ 60e Heavy Duty Motor

Motorized Traverse System without Wood Fascia

Single Track System track avail. in white, bronze and antique gold

STRACK	Somfy Glydea™ 35 Std Motor
	Somfy Glydea™ 60e Heavy Duty Motor

Double Track System track avail. in white, bronze and antique gold

STRACKDBL	Somfy Glydea™ 35 Std Motor
	Somfy Glydea™ 60e Heavy Duty Motor

TFC Motorized Traverse Tips

- Specified custom cut length indicates track length including drive gears; fascia will be 1/4" longer at each end of track (1/2" total); mitered fascia will be 1 1/2" to 1 3/4" longer at each end of track (3 to 3 1/2" total).
- Track and fascia will be spliced in the center of overall length.
- Blended fascia available for an additional fee per blend; TFC will properly connect splice(s) and ship your fascia in one continuous length.
- Back fascia can accommodate decorative end caps; decorative end caps sold separately.
- Somfy Motorized Traverse Systems carry a 5 year warranty; **WARNING:** Modifications of internal components will void Somfy warranties.

Somfy motorized traverse systems

Price

Catalog pages 104-105

	6'	7'	8'	9'	10'	11'	12'	13'	14'	15'	16'	per add'l ft
	\$2,250	\$2,350	\$2,450	\$2,550	\$2,650	\$2,750	\$2,850	\$2,950	\$3,050	\$3,150	\$3,250	\$100
	\$2,600	\$2,700	\$2,800	\$2,900	\$3,000	\$3,100	\$3,200	\$3,300	\$3,400	\$3,500	\$3,600	\$100
	\$4,300	\$4,465	\$4,630	\$4,795	\$4,960	\$5,125	\$5,290	\$5,455	\$5,620	\$5,785	\$5,950	\$165
	\$5,000	\$5,165	\$5,330	\$5,495	\$5,660	\$5,825	\$5,990	\$6,155	\$6,320	\$6,485	\$6,650	\$165
	\$4,400	\$4,585	\$4,770	\$4,955	\$5,140	\$5,325	\$5,510	\$5,695	\$5,880	\$6,065	\$6,250	\$185
	\$5,100	\$5,285	\$5,470	\$5,655	\$5,840	\$6,025	\$6,210	\$6,395	\$6,580	\$6,765	\$6,950	\$185
	6'	7'	8'	9'	10'	11'	12'	13'	14'	15'	16'	per add'l ft
	\$2,400	\$2,525	\$2,650	\$2,775	\$2,900	\$3,025	\$3,150	\$3,275	\$3,400	\$3,525	\$3,650	\$125
	\$2,750	\$2,875	\$3,000	\$3,125	\$3,250	\$3,375	\$3,500	\$3,625	\$3,750	\$3,875	\$4,000	\$125
	\$4,400	\$4,595	\$4,790	\$4,985	\$5,180	\$5,375	\$5,570	\$5,765	\$5,960	\$6,155	\$6,350	\$195
	\$5,100	\$5,295	\$5,490	\$5,685	\$5,880	\$6,075	\$6,270	\$6,465	\$6,660	\$6,855	\$7,050	\$195
	\$4,600	\$4,825	\$5,050	\$5,275	\$5,500	\$5,725	\$5,950	\$6,175	\$6,400	\$6,625	\$6,850	\$225
	\$5,300	\$5,525	\$5,750	\$5,975	\$6,200	\$6,425	\$6,650	\$6,875	\$7,100	\$7,325	\$7,550	\$225
	6'	7'	8'	9'	10'	11'	12'	13'	14'	15'	16'	per add'l ft
	\$2,000	\$2,070	\$2,140	\$2,210	\$2,280	\$2,350	\$2,420	\$2,490	\$2,560	\$2,630	\$2,700	\$70
	\$2,350	\$2,420	\$2,490	\$2,560	\$2,630	\$2,700	\$2,770	\$2,840	\$2,910	\$2,980	\$3,050	\$70
	\$4,000	\$4,140	\$4,280	\$4,420	\$4,560	\$4,700	\$4,840	\$4,980	\$5,120	\$5,260	\$5,400	\$140
	\$4,700	\$4,840	\$4,980	\$5,120	\$5,260	\$5,400	\$5,540	\$5,680	\$5,820	\$5,960	\$6,100	\$140

Quantity Per System

	6'	7'	8'	9'	10'	11'	12'	13'	14'	15'	16'
Pinch Pleat Glides	24	28	32	36	40	44	48	52	56	60	64
Brackets	3	3	4	4	4	5	5	5	6	6	6

Somfy glides are 4 per foot

Somfy brackets are 1 every 3-4 feet

Motorized Stack Back Calculation (each drapery panel)

Somfy: master carrier + (# glides on panel x carrier width) + 3.75" = stack per drapery panel

Ex: Somfy 10ft. center draw, pinch pleat (standard 4 glides per ft.)

2.75" + [(40/2) x .5"] + 3.75" = 16.5" stack, short master panel *BEFORE* drapery fabric is installed

6.75" + [(40/2) x .5"] + 3.75" = 20.5" stack, overlap master panel *BEFORE* drapery fabric is installed

Please note: Calculations result in Stack Back Width *BEFORE* drapery fabric is installed. Stack back width will increase once draperies are installed. Factors such as thickness of drapery fabric, type of drapery pleat, and fullness of treatment affect the final stack back width. Please consult your workroom to determine your final stack back based on your draperies.

BTX motorized traverse systems

Pinch Pleat or Ripplefold

INCLUDED IN SYSTEM: BTX MOTORIZED TRAVERSE TRACK WITH MOTOR AND REMOTE



BTX motorized track

- track sold in 1 foot increments, 6' minimum
- maximum continuous length is 20'; spliced lengths up to 40'
- includes one motor, BTX transformer, standard remote control 6-channel transmitter per track, and fascia with fascia clips when applicable
- available in antique gold, bronze or white; track finish will complement fascia finish
- may be ordered with or without fascia
- curved tracks available with a minimum 18" radius; curving fees apply

BTX 120 DC motor

- heavy duty motor, 1 per track
- maximum drapery weight for heavy duty motor: 120 lbs
- tandem motors available for increased weight capacity
- maximum length for heavy duty motor: 40'
- 24V transformer with cord with plug: 120" cord length is standard, longer lengths available
- motor can be mounted on left or right for center draw
- white finish



BTX-DC standard transmitter 6 channel, white



BTX transformer only for BTX-DC-120 motors

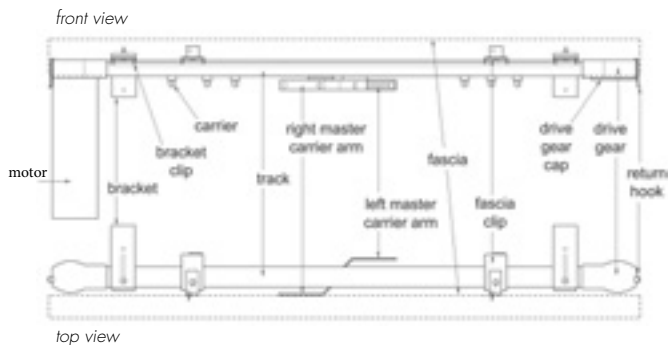
Motor Weight Capacity

	Motor	maximum drapery weight per total length of system (lbs)											
		18' or less	20'	22'	24'	26'	28'	30'	32'	34'	36'	38'	40'
BTX	Heavy Duty Tandem BTX-DC-120	120 240	118 238	116 236	114 234	112 232	110 230	108 228	106 226	104 224	102 222	100 220	98 218

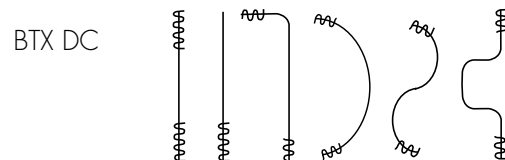
Note: Capacity ratings are based on internal system friction only. External loads caused by fabric friction, drag, or obstructions will adversely affect pulling capacity or stop motor due to resistance. **Curving:** System curves reduce maximum drapery weight capacity by a minimum of 15% per bend. Please call us regarding weight capacity for your curved track. **Maximum System Lengths:** If you need more than the maximum spliced length for a system, two one-way systems can butt against each other behind fascia. Must be specified on your order form. An additional arm component is needed to create an overlap between the two individual systems; sold separately.

Motorized Traverse System

includes 1 motor with power supply (1 per track), track(s) with components, brackets, and 1 standard transmitter (1 per track), and fascia with fascia clips when applicable.



Single and Double without Fascia can be curved for an additional fee:



Please note: BTX DC systems can be curved with a minimum 18" radius for pinch pleat, 20" minimum radius for Ripplefold. Curving track reduces weight capacity of motor. Please refer to motor specifications above.

BTX motorized traverse systems

Additional Controls and Accessories

can be ordered at additional cost



BTX Wireless Wall Switches
single or double channel



BTX extra cord
 • extra cord available up to 20'
 • cord from motor to wall is 5'

System Features	BTX DC Motors
	Heavy Duty
System Features	BTX-DC-120
center draw or one-way draw available	X
Bronze or Gold track available	X
Bronze or Gold components* available	X
White track available	X
White components* available	X
track maximum length	40'
maximum number of track splices	1
minimum curving radius	18" (45.72 CM)
Bronze, Gold or White wall mount brackets (sgl & dbl)	X
Bronze or Gold standard ceiling mount bracket	X
White standard ceiling mount bracket	X
Motor Features	BTX-DC-120
motor cord length as purchased	120'
touch motion	X
manual override	X
soft start	
soft stop	
speed control and adjustment	
average linear speed	12"/sec
motor automatically stops when system reaches fully open or fully closed position	X
adjustable limits	
intermediate position	
motorized track noise level	59db
maximum weight	120 lbs / 18 ft
tandem maximum weight	240 lbs / 18 ft
motor unit can be installed on either end of track	X
inverse mounting of motor	
factory reset	X
Control Options	BTX-DC-120
timer control	
sun control	
3 normally open dry contacts	
2 normally open dry contacts	X
2 normally open dry contact sequencing mode	Available with external control (RP Board)
dry contact individual and group master control	X
digital technology	RS232 interface
Solar Power	
Installation Features	BTX-DC-120
programming buttons on motor unit	
power supply	24V Transformer
amperage	1A
power consumption	25W
power cable type	3 conductor AC to transformer, 2 conductor DC to motor
control connector type	RJ-11
DCT control circuit voltage	
certifications	c UL US Listed, CE, CCC
Standard Accessories included with system	BTX-DC-120
5 channel transmitter (remote control; white)	
6 channel transmitter (remote control; white)	X
Carrier Features	BTX-DC-120
bronze or gold pinch pleat glides	X
white pinch pleat glides	X
white Ripplefold carriers compatible with Graber® Rollpleat tape (choose 80%, 100%, or 120% fullness)	X
white Ripplefold carriers compatible with Kirsch Ripplefold tape (choose 80%, 100%, or 120% fullness)	X

BTX motorized traverse systems

BTX motorized traverse accessories

Catalog pages 106-107



HDTB35-B HDTB10-B HDTB-B

HDTB35-B	steel traverse bracket, single adjustable 3½"-4½" return, 2¾"H x 1½"W backplate	\$25.00 ea
HDTB10-B	steel custom bracket, single or double 4½"H x 1½"W backplate. specify return up to 10"	\$40.00 ea
HDTB-B	steel traverse bracket, double, can be used for single 6" return. adjustable 5½"-6½" front return, adjustable 2½"-3½" back return, 3¾"H x 1½"W backplate	\$40.00 ea



CMBC-B	<ul style="list-style-type: none"> • ½"H x 2"Deep x 1"W • available in white • may only be used in systems without fascia • single bracket; may be substituted in single or double systems <i>for double ceiling mount installation, install two individual brackets into ceiling</i>	\$20.00 ea
---------------	---	------------



BTX fascia clip	use to attach fascia to traverse systems; included	\$20.00 ea
------------------------	--	------------



CMTB-B	steel custom ceiling bracket, single 2¾"H x 1½"W backplate <i>specify drop: contingent upon which fascia or finials are chosen</i> <i>for double ceiling mount installation, install two individual brackets into ceiling</i>	\$60.00 ea
---------------	--	------------



TBKT214-B	<ul style="list-style-type: none"> • 3½"H x ¾"W backplate, 7⅞" front return and 3" back track return* • use to combine 2" or 2¼" full wood pole with single traverse systems • includes traverse ceiling mount bracket attached onto the bottom of the over-bracket <i>*custom returns available, poles sold separately</i>	\$70.00 ea
------------------	--	------------



TBKT300-B	<ul style="list-style-type: none"> • 3½"H x ¾"W backplate, 8¾" front return and 3" back track return* • use to combine 3" full wood pole with single traverse systems • includes traverse ceiling mount bracket attached onto the bottom of the over-bracket <i>*custom returns available, poles sold separately</i>	\$70.00 ea
------------------	---	------------




BTX pinch pleat master carrier for center or one-way draw	<ul style="list-style-type: none"> • stainless steel overlap arms • multiwheel design for smooth movement • standard for pinch pleat treatments • standard right overlap • available in white, bronze or antique gold 	\$20.00 ea
--	--	------------



BTX Ripplefold master carrier for one-way draw	<ul style="list-style-type: none"> • stainless steel snaps to accept Ripplefold tape • multiwheel design for smooth movement • standard for Ripplefold style treatments • standard right overlap • available in white, bronze or antique gold 	\$20.00 ea
---	--	------------



BTX Ripplefold master carrier for center draw	<ul style="list-style-type: none"> • stainless steel snaps to accept Ripplefold tape • butt master carriers do not overlap allowing some light to filter between draperies on center draw treatments • butt master carriers must be specified for substitution • available in white, bronze or antique gold 	\$20.00 ea
--	---	------------



BTX standard pinch pleat glide

- ball bearing wheel for smooth movement
- included in system; additional glides may be ordered separately
- available in white, bronze or antique gold

\$3.00 ea

BTX Ripplefold glide

- snap accepts Ripplefold tape and swivels to create fold
- 80%, 100% and 120% fullness available
specify fullness on order
- available in white

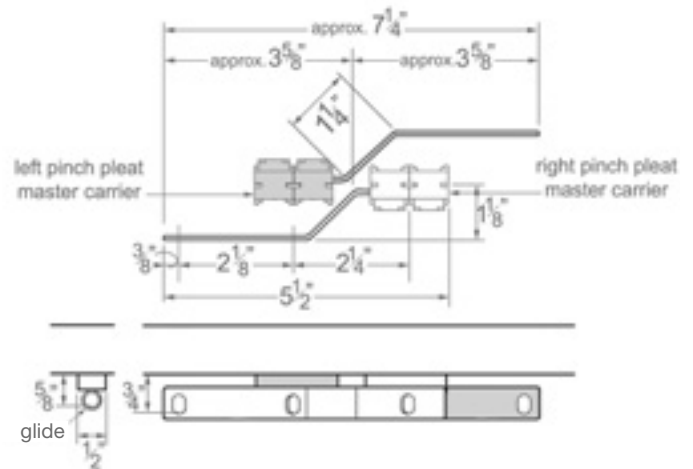
\$3.00 ea

BTX Pinch Pleat Carrier



BTX Pinch Pleat Master Carriers

4 per foot, unless otherwise specified



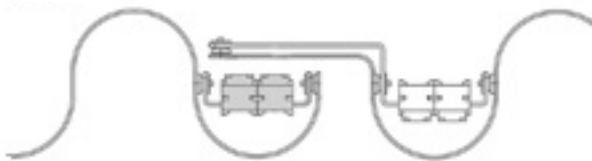
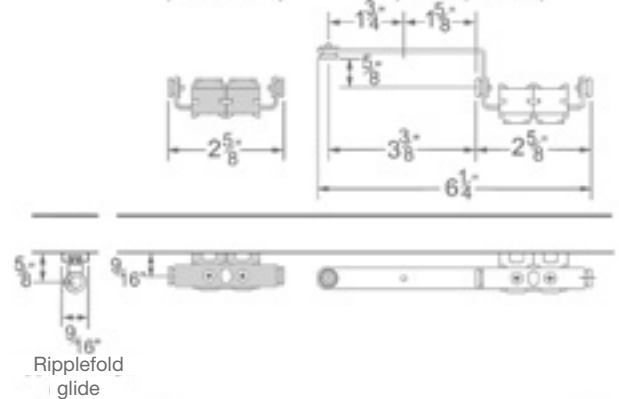
BTX Ripplefold Carrier



BTX Ripplefold Master Carriers

left Ripplefold master carrier (short master)

right Ripplefold master carrier (underlap master)



Ripplefold carriers

80% carrier fullness: 2³/₈" spacing

100% carrier fullness: 2¹/₈" spacing

120% carrier fullness: 1⁷/₈" spacing

Snap tape: 4¹/₄" spacing

Snap tape not included with system

IMPORTANT: Drapery workroom must apply specific snap tape to drapery panel when using Ripplefold carriers.

BTX DC Ripplefold carriers are only compatible with Graber® Rollpleat snap tape or Kirsch Ripplefold snap tape. Other brand snap tapes are NOT COMPATIBLE with the BTX DC Motorized system.

Graber is a registered trademark of Springs Window Fashions, Inc. Ripplefold is a registered trademark of Kirsch, Inc.

BTX motorized traverse systems

BTX Motorized Traverse Pricing

Item #	Name	Color	Price
BTX Motors			
101.9020	BTX-DC-120 Heavy Duty Motor *		\$900.00
	BTX Cord (\$15 minimum)		\$3.00 per/ft

* Transformers are included

BTX Accessories

Transmitters/Devices

490.2076	BTX DC Standard Transmitter (6 channel)	White	\$150.00
480.3045	BTX Wireless Wall Switch (2 channel)	White	\$200.00

Item #	Name	Color	Price
--------	------	-------	-------

BTX Additional Options, Upgrades & Fees

TFCFEEMITER-EACH			\$80.00 per return
Wood fascia mitered return			
TFCFEBLEND			\$108.00 per blend
Blended fascia splice			
Curving fee (templates must be provided)	Net Pricing		\$175.00
Handling and Crating fee for curved tracks	Net Pricing		\$75.00

Orders with BTX motorized traverse systems will incur a \$25 packaging fee. Available in all profiles for 1 7/8", 2", 2 1/4" and 3" diameter fascias or without a wood fascia

Item #	Name
--------	------

Motorized Traverse System with Wood Fascia

Single Track System with Wood Fascia
for 1 7/8" slim, 2 1/4" flat smooth, 2" and 2 1/4" round

BTRACK-F2S BTX-DC-120 Heavy Duty Motor

Double Track Systems with Wood Fascia Front Only
for 1 7/8" slim, 2 1/4" flat smooth, 2" and 2 1/4" round

BTRACK-F2DF BTX-DC-120 Heavy Duty Motor

Double Track System with Wood Fascia Front and Back
for 2" and 2 1/4" round

BTRACK-F2DFB BTX-DC-120 Heavy Duty Motor

Single Track System with Wood Fascia
for 3" round

BTRACK-F3S BTX-DC-120 Heavy Duty Motor

Double Track System with Wood Fascia Front Only
for 3" round

BTRACK-F3DF BTX-DC-120 Heavy Duty Motor

Double Track System with Wood Fascia Front and Back
for 3" round

BTRACK-F3DFB BTX-DC-120 Heavy Duty Motor

Motorized Traverse System without Wood Fascia

Single Track System track avail. in white, bronze and antique gold

BTRACK BTX-DC-120 Heavy Duty Motor

Double Track System track avail. in white, bronze and antique gold

BTRACKDBL BTX-DC-120 Heavy Duty Motor

TFC Motorized Traverse Tips

- Specified custom cut length indicates track length including drive gears; fascia will be 1/4" longer at each end of track (1/2" total); mitered fascia will be 1 1/2" to 1 3/4" longer at each end of track (3 to 3 1/2" total).
- Track and fascia will be spliced in the center of overall length.
- Blended fascia available for an additional fee per blend; TFC will properly connect splice(s) and ship your fascia in one continuous length.
- Back fascia can accommodate decorative end caps; decorative end caps sold separately.
- BTX Motorized Traverse Systems carry a 5 year warranty; **WARNING: Modifications of internal components will void BTX warranties.**

BTX motorized traverse systems

Price

Catalog pages 106-107

6'	7'	8'	9'	10'	11'	12'	13'	14'	15'	16'	per add'l ft
\$2,300	\$2,390	\$2,480	\$2,570	\$2,660	\$2,750	\$2,840	\$2,930	\$3,020	\$3,110	\$3,200	\$90
\$4,400	\$4,545	\$4,690	\$4,835	\$4,980	\$5,125	\$5,270	\$5,415	\$5,560	\$5,705	\$5,850	\$145
\$4,500	\$4,660	\$4,820	\$4,980	\$5,140	\$5,300	\$5,460	\$5,620	\$5,780	\$5,940	\$6,100	\$160
6'	7'	8'	9'	10'	11'	12'	13'	14'	15'	16'	per add'l ft
\$2,500	\$2,615	\$2,730	\$2,845	\$2,960	\$3,075	\$3,190	\$3,305	\$3,420	\$3,535	\$3,650	\$115
\$4,500	\$4,670	\$4,840	\$5,010	\$5,180	\$5,350	\$5,520	\$5,690	\$5,860	\$6,030	\$6,200	\$170
\$4,600	\$4,785	\$4,970	\$5,155	\$5,340	\$5,525	\$5,710	\$5,895	\$6,080	\$6,265	\$6,450	\$185
6'	7'	8'	9'	10'	11'	12'	13'	14'	15'	16'	per add'l ft
\$2,100	\$2,155	\$2,210	\$2,265	\$2,320	\$2,375	\$2,430	\$2,485	\$2,540	\$2,595	\$2,650	\$55
\$4,200	\$4,315	\$4,430	\$4,545	\$4,660	\$4,775	\$4,890	\$5,005	\$5,120	\$5,235	\$5,350	\$115

Quantity Per System

	6'	7'	8'	9'	10'	11'	12'	13'	14'	15'	16'
Pinch Pleat Glides	24	28	32	36	40	44	48	52	56	60	64
Brackets	3	3	4	4	4	5	5	5	6	6	6

BTX glides are 4 per foot
 BTX brackets are 1 every 3-4 feet

Motorized Stack Back Calculation *(each drapery panel)*

BTX: master carrier + (# glides on panel x carrier width) + 3.375" = stack per drapery panel

Ex: BTX 20 ft. one-way draw, Ripplefold 80% fullness
 $6.25" + (98 \times .563") + 3.375" = 64.79"$ stack, underlap master panel *BEFORE* drapery fabric is installed

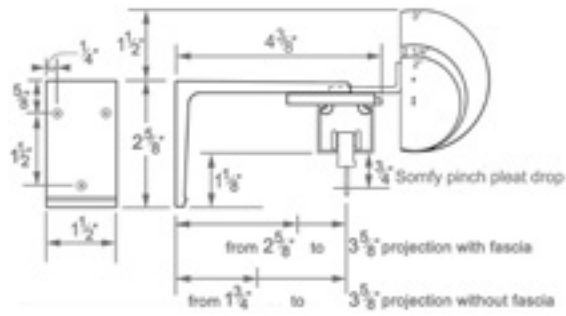
Please note: Calculations result in Stack Back Width *BEFORE* drapery fabric is installed. Stack back width will increase once draperies are installed. Factors such as thickness of drapery fabric, type of drapery pleat, and fullness of treatment affect the final stack back width. Please consult your workroom to determine your final stack back based on your draperies.

motorized traverse systems

Wall Mount Brackets

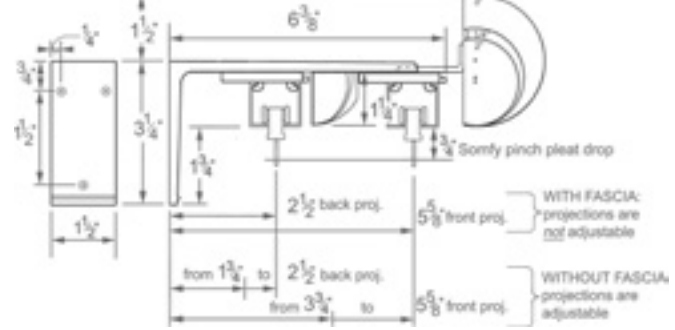
Somfy Single Motorized Bracket (HDTB35-S)

Available in White, Bronze or Antique Gold



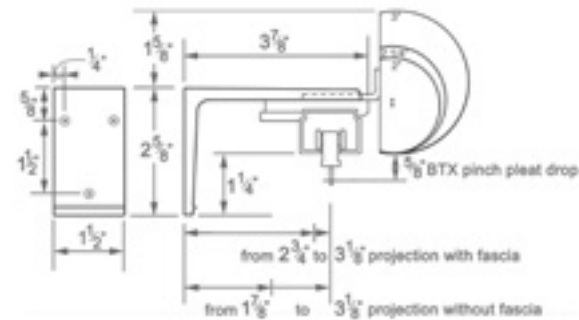
Somfy Double Motorized Bracket (HDTB-S)

Available in White, Bronze or Antique Gold



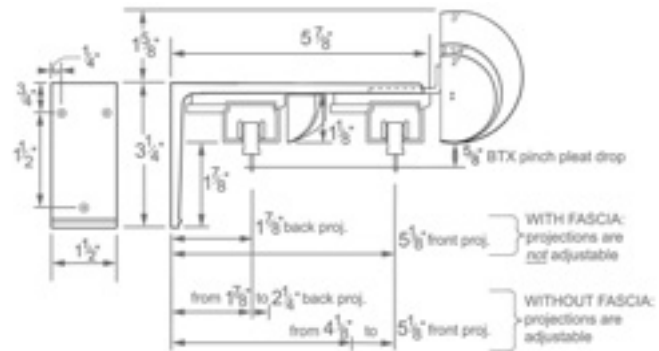
BTX Single Motorized Bracket (HDTB35-B)

Available in Gold, Bronze or White



BTX Double Motorized Bracket (HDTB-B)

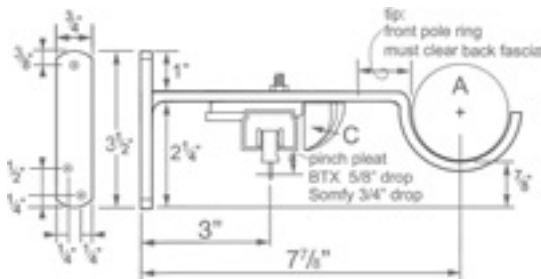
Available in Gold, Bronze or White



Custom Traverse Bracket (TBKT214-S or -B)

Available in any TFC painted finish. Sold separately.

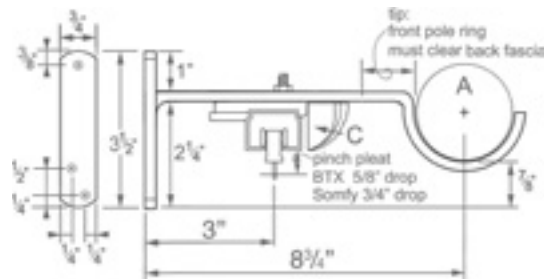
Use with Single Track.



Custom Traverse Bracket (TBKT300-S or -B)

Available in any TFC painted finish. Sold separately.

Use with Single Track.



This bracket allows stationary panels on a full 2", 2 1/4" or 3"D wood pole in front of a single motorized traverse track.

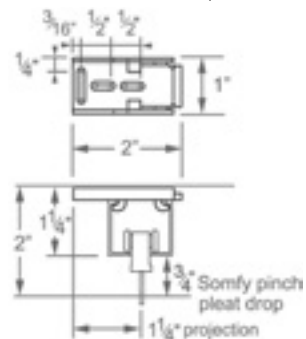
Optional back fascia will be clipped to track. Diagram depicts ensemble when back fascia is desired.

Ceiling Mount Brackets

Please note: only Custom Ceiling Mount Bracket will accommodate fascia and finials.

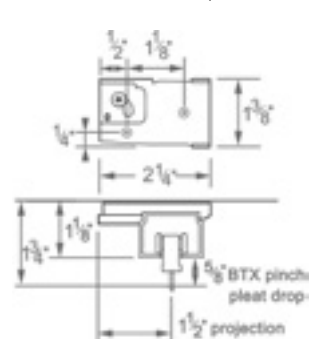
Somfy Ceiling Mount Bracket (CMBC-S)

Available in White only



BTX Ceiling Mount Bracket (CMBC-B)

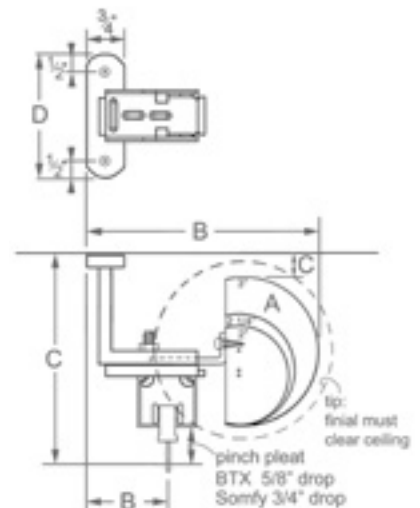
Available in White only



Custom Ceiling Mount Bracket (CMTB-S or -B)

Sold separately

- When ordering, specify:
- A. fascia diameter and profile.
- B. projection to carrier and/or to front of fascia.
- C. drop from ceiling to carrier eyelet and/or from ceiling to top of fascia (tip: finial must clear ceiling).
- D. width of mounting plate if longer than 2 1/2".





Motorized Traverse Order Form



PO #	Side Mark	Ship via
-------------	------------------	-----------------

Company Information		Shipping Information	
Company Name	Acct #	Company Name	Acct #
Contact Person		Contact Person	
Street Address		Street Address	
City	State	City	State
Email	ZIP	Email	ZIP
Phone	Fax	Phone	Fax

MOTORIZED TRAVERSE SYSTEMS - Consult Price List for detailed specifications.
Specified custom cut length indicates track length including drive gears. Mitered fascia will be up to 3" longer than track length, depending on the profile ordered.

Item #	Motor Selection	Fascia Type	System Length Up to 36' (per 2')	Custom Cut Track Length	Fascia Finish Code	Bracket Preference	Draw Preference Center	One-Way	Motor Location	Carrier pinch pleat OR Ripplefold® style*	Qty	Price per Unit	Subtotal
							<input type="checkbox"/>	<input type="checkbox"/> L <input type="checkbox"/> R	<input type="checkbox"/> L <input type="checkbox"/> R				
							<input type="checkbox"/>	<input type="checkbox"/> L <input type="checkbox"/> R	<input type="checkbox"/> L <input type="checkbox"/> R				
							<input type="checkbox"/>	<input type="checkbox"/> L <input type="checkbox"/> R	<input type="checkbox"/> L <input type="checkbox"/> R				
							<input type="checkbox"/>	<input type="checkbox"/> L <input type="checkbox"/> R	<input type="checkbox"/> L <input type="checkbox"/> R				

MOTORIZED TRAVERSE COORDINATING ACCESSORIES AND ADDITIONAL FEES
Order finials, mitered returns, and accessories here.

Item #	Finish Code	Description	Qty	Price per Unit	Subtotal

Additional Information

Quantity included per set based on cut track length	6'	7'	8'	9'	10'	11'	12'	13'	14'	15'	16'	17'	18'	19'	20'
Pinch Pleat Glides [4 per foot. includes master carriers (2) & end caps (2)]	24	28	32	36	40	44	48	52	56	60	64	68	72	76	80
Brackets (1 per every 3-4 feet)	3	3	4	4	4	5	5	5	6	6	6	7	7	7	8

Special Instructions

* When ordering Ripplefold carriers, answer these questions:
1. Select Ripplefold fullness: 80% 100% 120%
2. Select Ripplefold masters: Overlap Butt Master

finish information

2018 NEW FINISHES

800	Charred Toasted Oak
810	Bronzed Ore
820	Sea Salt Black
830	Driftwood
840	White with Gold Accents
850	Soft Brass
860	Grayed Brass
870	Chalet Gray
880	Parchment
890	Warm Walnut

STANDARD FINISHES

105	Bronze
106	Bronze with Gold
107	Bronze with Gold and Gray
109	Flat Black
110	Flat Black with Gold
112	Silver with Gold
117	Walnut Gold
126	Dark Walnut Gloss with Gold
129	Antique Steel
129B	Antique Steel with Black Highlights
150	Gray with Gold
155	Antique
200	Walnut Gold with Gray Accents
240	Walnut
250	Platinum
250B	Platinum with Black Highlights
270	Mahogany Rust
320	Pewter
330	Bronze with Black
350G	Statuary Bronze with Gold
600	Gilded Red
610	Cobalt Bronze
620	Weathered Iron
630	Ash Gray
640	Oil Rubbed Bronze
650	Hickory
660	Antique White
670	Espresso
680	Aged Gold
690	Champagne
700	Graphite
710	Tarnished Silver
720	Tawney Oak
730	Rose Gold
740	Smoky Mocha
750	Polished Gold
760	Rustic Iron
770	Bronze Patina
780	Hazelwood
790	Vintage Bronze

special finishes

custom finishes and custom color match

Beyond our standard finishes, we can match any finish, fabric swatch, wood trim or paint color specified from your favorite paint company. A finish sample or paint color, sheen level and manufacturer must be provided by the customer. The Finial Company will then provide a strike-off sample to the customer on any wood or steel pole profile as requested. Customer approval of the strike-off sample is required before production will begin.

100 Polished Steel finish

Many, but not all, of our raw steel products can be polished and given a clear topcoat to achieve a finished look. Steel is not uniform in color tone and will vary in shades of gray and silver. Polishing raw steel parts requires considerably more preparation work than our other finishes and therefore incurs additional charges.

A polished steel finish is NOT available on the following items that appear in the steel section of the 2018 catalog:

TRT	EB3
EC1	CSL16
SELB	EB1
EB5	EC3
RF4	123ELB
EB2	EB6

clear coating

Clear coat can be added on any finish to achieve your preferred sheen level. Sheen choices are matte, satin and high gloss as shown in the catalog.

outdoor hardware finishing

Available on all Outdoor Hardware product as listed in the catalog. See pages 45-48. 20% surcharge on items in outdoor finishes that are not part of the Outdoor Hardware collection.

standard finishes on 1³/₈" metal collection:

1³/₈" Metal Collection finials, brackets, poles and rings are available in any of our standard hand painted finishes for a 30% surcharge on these items.

finish fees

(all prices below are SRP)

Custom match/custom finishing

includes modifying existing TFC finishes and painting product from any manufacturer in any finish not included in the 2018 Drapery Hardware Catalog. 10-15 day lead time:

single color: 10% of order value, minimum of \$100.00 per order

multicolor: 15% of order value, minimum of \$150.00 per order

Polished steel finishing:

30% of order value, min of \$150.00 per order

Clear coating:

10% of order value, min of \$100.00 per order

Outdoor hardware finishing:

20% of order value

1³/₈" Metal Collection standard finishing:

30% of order value, no minimum order

Touch up paint:

\$20.00 per vial

Strike-offs:

\$70.00 per finish/strike-off. If finish is approved, 1/2 of strike-off fee will be rebated on order.

Color chip samples:

\$3.00 per chip

repaint fees

Includes painting product from any manufacturer in a standard TFC finish included in the 2018 Drapery Hardware Catalog. 10-15 day lead time. *(all prices below are SRP)*

Poles	\$15.00 per foot
Bracket	\$20.00 ea
Tieback posts	\$15.00 ea
Rings	\$5.00 ea
Finials or end caps	\$20.00 ea
Elbows	\$20.00 ea
Rosettes	\$20.00 ea
Crests	\$60.00 ea

PRICING AND TERMS

Prices found in The Finial Company Retail Price List are our suggested retail prices. Prices are subject to change without notice. Prices are quoted exclusive of freight and packaging. The buyer should always inspect the product upon receipt.

IMPORTANT: Please note that your order will be placed with an authorized Finial Company Distributor. While most of the following will generally apply, your distributor may have terms and conditions of sales that will vary from what is stated here.

Estimated Lead Times: Purchase orders are processed once they are received by The Finial Company. Incomplete information will delay processing and shipping. The Modern Metal and Metal Collection will ship within 48 hours of the order confirmation. Painted product (including painted products from the Metal Collection), custom products and traverse systems will ship within 10-15 business days of the order confirmation.

Rush Orders: Rush orders are available. An additional 30% charge applies to product and all fees excluding freight and packaging. Rush orders will ship within 5 business days. The 30% rush charge is available for all product except arch rods, bay windows, custom brackets, and mitered returns. If an order is received after 12:00 C.S.T., the next business day will count as the first day of production.

IMPORTANT: Please note that rush orders are not always available due to the nature of scheduling in a strictly custom manufacturing environment. Processing time for a rush order is in business days, (excluding holidays) not calendar days.

Shipping (NET Fees): Poles or tracks over 96" must be shipped by common carrier. For current common carrier freight rates go to www.thefinialcompany.com/freightrate. Expedited shipments are not available in all areas. Any additional charges for expedited shipments will be in addition to the published net fees.

The following orders will be subject to actual freight costs:

- shipments going to Alaska, Hawaii, Idaho, Montana, Puerto Rico or any international destination.
- orders with poles or tracks exceeding 96" in length
- orders that exceed a \$2,500 SRP

Packaging Fees (NET Fees): A net packaging fee of \$10.00 per order will apply to any order that has a pole. A net packaging fee of \$10.00 will apply to any order with a traverse rod less than 16 feet. The net packaging fee increases to \$25.00 for all orders with arched rods; bay windows; rods with returns; motorized traverse track; or poles, rods and corded traversing track 16 feet or longer.

RETURNS, CHANGES & CANCELLATIONS

All orders are considered "custom". No changes or cancellations will be accepted later than 24 hours after order is confirmed. All returns must be authorized by The Finial Company customer service department, and are authorized at our discretion, given the circumstances and nature of each custom order.

DAMAGED GOODS

Immediately upon receipt, your order should be inspected to ensure that there is no concealed damage from shipping. Claims on damaged merchandise must be made within 15 days of receipt. No claims after 15 days will be accepted. If your order is damaged in shipping, carriers require that all packing materials be kept in order for a representative to inspect the goods. Our policy is that we replace damaged product per the original order.

Please note on the bill of lading if there is any possibility of concealed damaged. If shipping through a 3rd party, distributor is responsible for claiming damages and the remakes will be at charge.

PRODUCT INFORMATION

Wood Poles: Wood poles are sold in 2 foot increments, 2 foot minimum. We will cut your pole to specification, but we do not save or ship the fall off.

Steel Poles: All steel poles are sold in 1 foot increments, 2 foot minimum. We will cut to your specification, but we do not save or ship the fall off.

Metal & Acrylic Poles: All metal and acrylic poles are sold in 2 foot increments, 2 foot minimum. We will cut to your specification, but we do not save or ship the fall off.

Corded or Baton Draw Traverse Tracks: Corded or baton draw traverse tracks are sold in 2 foot increments with a 4 foot minimum. We will cut to your specification, but we do not save or ship the fall off.

Motorized Traverse Tracks: Motorized traverse tracks are sold in 1 foot increments with a 6 foot minimum. We will cut to your specification, but we do not save or ship the fall off.

Support Brackets: We recommend support brackets every 3-4 feet.

Installation: Mollie bolts and nail anchors are recommended for all installations, but are not included. We strongly recommend using a professional installer for our hardware.

Force Majeure: The Finial Company is not liable for any performance failure that arises from any cause not within its control.

FABRICUT®

PH: 800.763.1348 • FAX: 800.888.7171

FABRICUT.COM

P.O. BOX 470490

TULSA, OKLAHOMA 74147-0490